

Data Sheet

Elevated Terminal Block

Pitch: 3,81 mm

Serie: A13H011

Customer Information for special Item

EDCON Customer : 0

Customer Version No. : 0

EDCON-COMPONENTS



Technical Discription

Drawing (Dimension in mm)

Electrical

Rated Voltage	130 Volt
Rated Current	10A
Wire Range	
Solid Wire	AWG 16~26
Stranged Wire	AWG 16~26
Withstanding Voltage	2,0KV
Insulation Resistance	5000MΩ / 1000V

Mechanical

Operating Temperature	. -40°C ~ +115°C
Wire Strip Length	5-6mm

Dimensions

Pitch (mm)	3,81
Poles	2 + 3Pos. ~ 24 Pos.

Materials

1	Terminal Housing	Thermoplastic (UL94V-0)
2	Clamp	Brass Ni, plated
3	Wire guard	Wire guard solder Pin
4	Terminal screw	Steel Zinc plating
5	Terminal Housing Cover	Thermoplastic (UL94V-0)

Elevated Terminal Block

Part No.: **A13H011**

DRW:	Jason	CHKD	Wilson	MATL:	Wilson	TOLERANCE	Mason	DATE	12.02.2011	Customer:
APPD:	Schumi			FINISH	Jamy		Sheet No.	1 from 4		

EDCON-COMPONENTS



PCB Layout



Dimensions (mm)

No. of Pos.	A	Tol. A	B	Tol. B
02	7,62	± 0,15	3,81	± 0,15
03	11,43	± 0,15	7,62	± 0,15
04	15,24	± 0,15	11,43	± 0,15
05	19,05	± 0,15	15,24	± 0,15
06	22,86	± 0,15	19,05	± 0,15
07	26,67	± 0,25	22,86	± 0,25
08	30,48	± 0,25	26,67	± 0,25
09	34,29	± 0,25	30,48	± 0,25
10	38,10	± 0,25	34,29	± 0,25
11	41,91	± 0,25	38,10	± 0,25
12	45,72	± 0,25	41,91	± 0,25
13	49,53	± 0,35	45,72	± 0,35
14	53,34	± 0,35	49,53	± 0,35
15	57,15	± 0,35	53,34	± 0,35
16	60,96	± 0,35	57,15	± 0,35
17	64,77	± 0,35	60,96	± 0,35
18	68,58	± 0,35	64,77	± 0,35
19	72,39	± 0,35	68,58	± 0,35
20	76,20	± 0,40	72,39	± 0,40
21	80,01	± 0,40	76,20	± 0,40
22	83,82	± 0,40	80,01	± 0,40
23	87,63	± 0,40	83,82	± 0,40
24	91,44	± 0,40	87,63	± 0,40

Customer Special Information (Picture, Drawing)

Elevated Terminal Block

Part No.: **A13H011**

DRW:	Jason	CHKD	Wilson	MATL:	Wilson	TOLERANCE	Mason	DATE	12.02.2011
APPD:	Schumi			FINISH	Jamy		Sheet No.		2 from 4

Customer:
email: info@edcon-components.com



EDCON-COMPONENTS



Ordering Informations

Serie	No. of Pos.	Body Color	No Function	Approval Code	ROHS	Packing	EDCON Cust. No.	Customer Version		
-------	-------------	------------	-------------	---------------	------	---------	-----------------	------------------	--	--

A13H011	02	PG	A	N	R	B				
----------------	-----------	-----------	----------	----------	----------	----------	--	--	--	--

Pitch 3,81	02 = Number of Pos. Standard 2 + 3Pos- ~ 24Pos.	PG = Phoenix Green (Standard) WH = White GN = Green GY = Gray LG = Light Gray OR = Orange BL = Blue BK = Black	A = Slotted Screw Type (Standard)  B = Cross Slotted Screw Type 	N = NON Approval A = UL /UR Approval Please consult EDCON for available B = VDE Approval Please consult EDCON for available C = TÜV Approval Please consult EDCON for available	R = ROHS Conform N = NON ROHS Conform	B = Bulk-Ware I = Individual Package	xxxxxx = Customer Number	xxx = Customer Version ??(Printing)		
---------------	---	---	---	--	--	---	---------------------------------	--	--	--

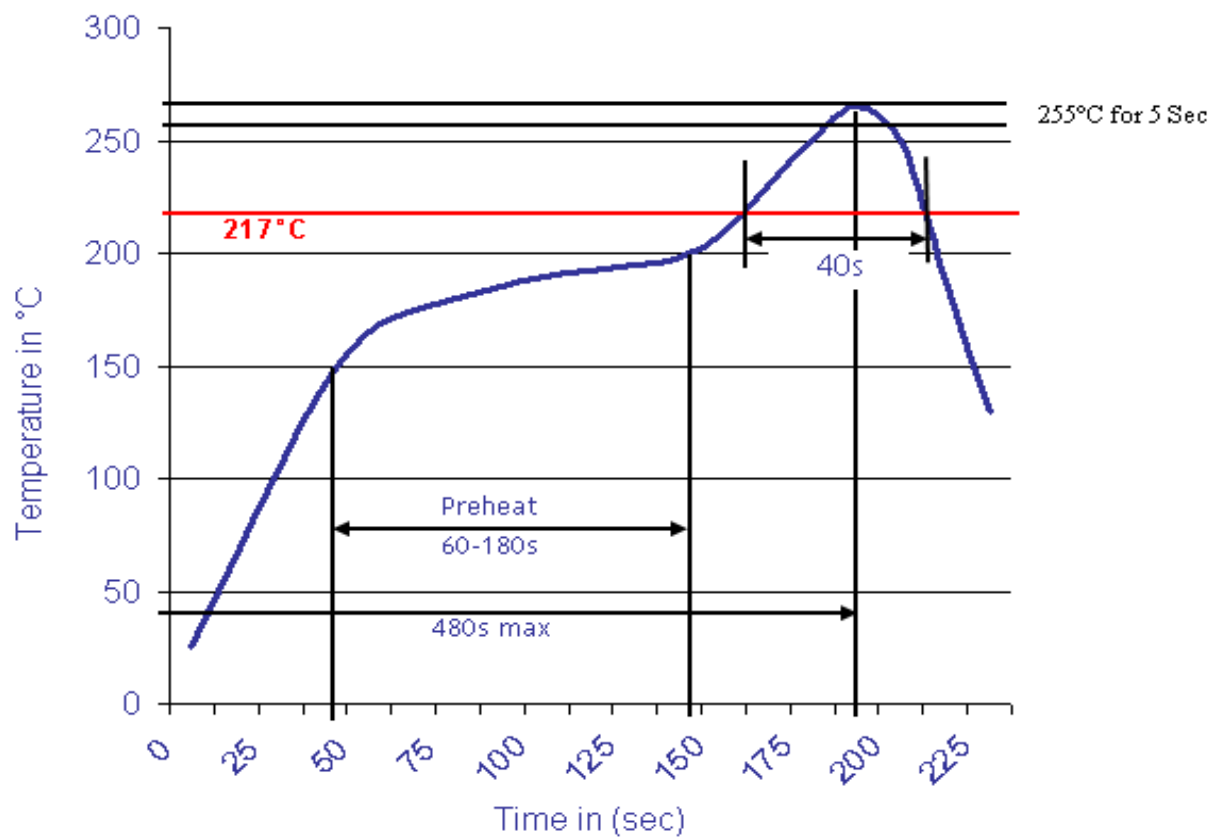
Elevated Terminal Block	
Part No.:	A13H011
Customer:	

DRW:	Jason	CHKD	Wilson	MATL:	Wilson	TOLERANCE	Mason	DATE	12.02.2011
APPD:	Schumi			FINISH	Jamy		Sheet No.	3 from 4	



Soldering Profile Curve

Classification Reflow Profile (JEDEC J-STD-020C)



Elevated Terminal Block	
Part No.:	A13H011
Customer:	

DRW:	Jason	CHKD	Wilson	MATL:	Wilson	TOLERANCE	Mason	DATE	12.02.2011
APPD:	Schumi			FINISH	Jamy		Sheet No.	4 from 4	