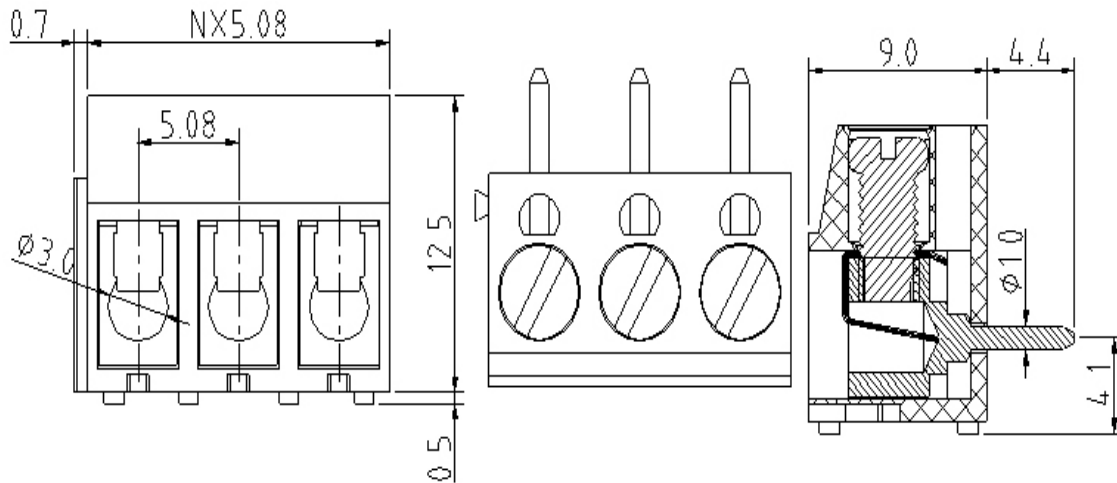


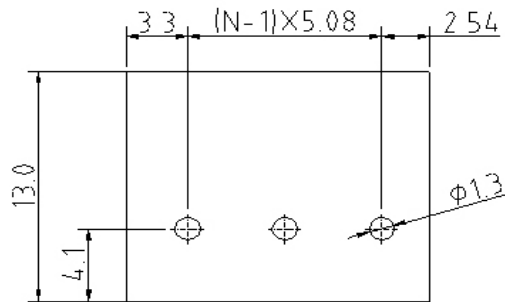
EDCON-COMPONENTS



Drawing



P.C.B. Layout



Specification

APPROVAL



Electrical

Standard
Rated voltage
Rated current
Wire range
Withstanding voltage

UL
250V
15A
22-14 AWG
1.6KV

Mechanical

Ambient temperature
Soldering temperature
Strip length
Screw, Torque

-40°C ~ +115°C
250°C ± 10°C/5 sec
6 ~ 7mm
M3, 0.4Nm (3.5Lb-In.)

Dimensions

Pitch
Poles

5.08mm
2P, 3P

Material

Housing
Surface of solder tail
Wire guard
Terminal screw
Metal housing

Thermoplastic (UL94V-0)
Tin plated
Stainless steel
Steel Zinc plated
Brass (CuZn)

Wire Protector Terminal Block /
Pitch 5.08mm

Part No.: A12M002

Customer:

DRW:	Bill	CHKD	Lord	MATL:	Jimmy	TOLERANCE	Sam	DATE	14.03.2009
APPD:	Louis			FINISH	Georg		Sheet No.		1 from 3

www.edcon-components.com

email: info@edcon-components.com

EDCON-COMPONENTS

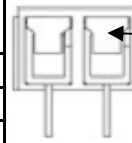


Ordering Informations

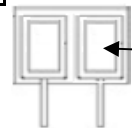
Serie	-	No. of Pole	Body-Color	wire protector	Screw	-	Customer Request
A12M002	-	XX	XX	X	X	-	X

XX = total	WH - white	1 - with wire protector	A - Slotted screw (standard)
02	GN - green	2 - without wire protector	B - Cross-slotted screw
03	GR - gray		

LG - light gray
PG - Phoenix Green
OR - orange
BL - blue
BK - black



wire protector



without wire protector



Certification



Wire Protector Terminal Block /
Pitch 5.08mm

Part No.: A12M002

Customer:

DRW:	Bill	CHKD	Lord	MATL:	Jimmy	TOLERANCE	Sam	DATE	14.03.2009
APPD:	Louis			FINISH	Georg		Sheet No.	2 from 3	

www.edcon-components.com

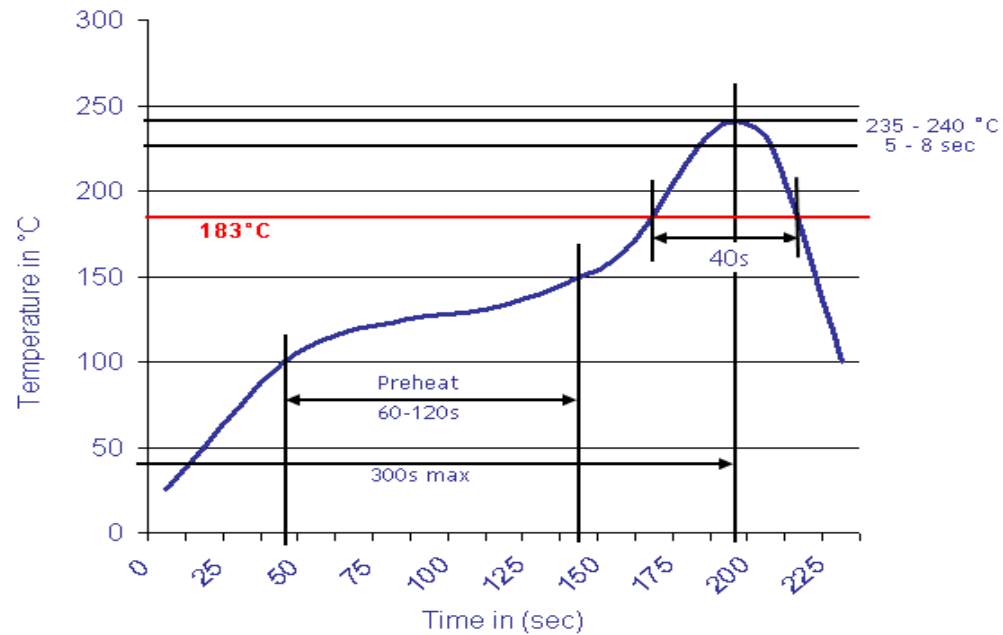
email: info@edcon-components.com

EDCON-COMPONENTS



Soldering - Profil

Classification Reflow Profile (JEDEC J-STD-020C)



Wire Protector Terminal Block /
Pitch 5.08mm

Part No.: A12M002

Customer:

DRW:	Bill	CHKD	Lord	MATL:	Jimmy	TOLERANCE	Sam	DATE	14.03.2009
APPD:	Louis			FINISH	Georg		Sheet No.	3 from 3	

www.edcon-components.com

email: info@edcon-components.com