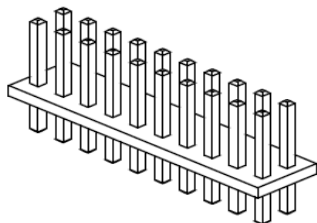


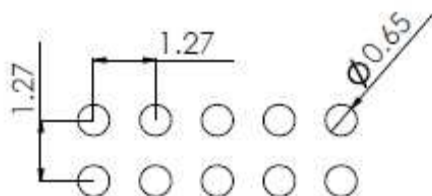
# EDCON-COMPONENTS



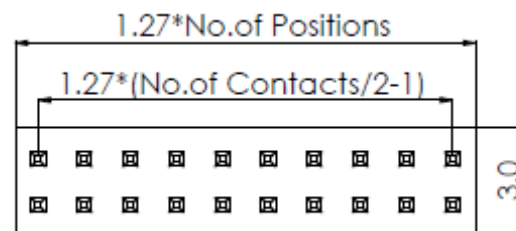
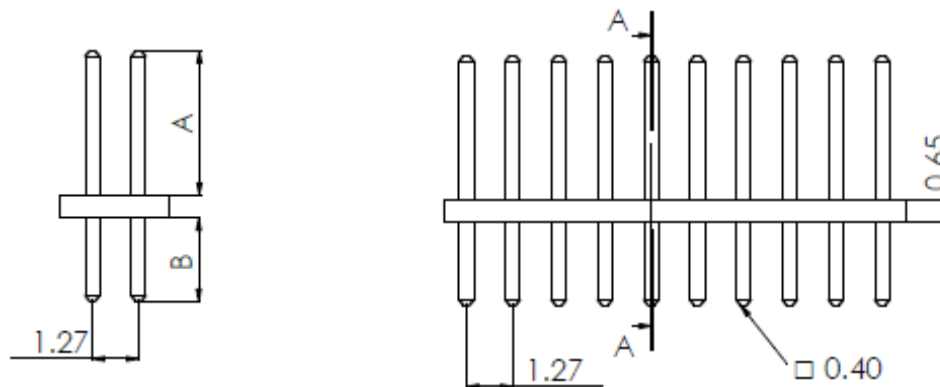
## Specifications

Current Rating:	1 Ampere
Insulator Resistance:	5000 Megaohm min.
Dielectric Withstanding:	AC 500V
Operating Temperature:	.-40°C to +105°C
Contact Material:	Copper, Alloy
Insulator Material:	Polyester, UL 94V-0
Standard:	P.B.T.
Contact Plating:	Tin, Gold or Selective Plated
Standard:	Gold Flash Overall
Selectiv Plating:	Gold flash plated on contact area / tin plated on solder area
Max. Processing Temp.	230°C for 60 seconds

## P.C.B Layout



## Drawing ( dimensions all into mm)

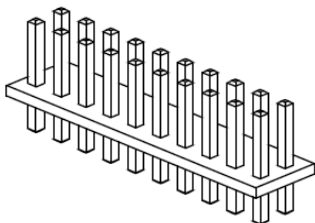


PIN Header / Dual Row / Single  
Body / Pitch 1,27mm

Part No.: **T51C1032**

DRW:	Jason	CHKD	Wilson	MATL:	Wilson	TOLERANCE	Mason	DATE	06.01.2009
APPD:	Schumi			FINISH	Jamy		Sheet No.	1 from 4	Customer:

# EDCON-COMPONENTS



## Pin Code length table free configuration

Order Code	Dimension (mm)			
	A	B		
A01	3,00	2,30		
A02				
A03				
A04				
A05				
A06				
A07				
A08				
A09				
A10				
A11				
A12				
A13				
A14				
A15				
A16				
A17				
A18				
A19				
A20				
A21				
A22				

Order Code	Dimension (mm)			
	A	B		
A23				
A24				
A25				
A26				
A27				
A28				
A29				
A30				
A31				
A32				
A33				
A34				
A35				
A36				
A37				
A38				
A39				
A40				
A41				
A42				
A43				
A44				

Order Code	Dimension (mm)			
	A	B		
A45				
A46				
A47				
A48				
A49				
A50				
A51				
A52				
A53				
A54				
A55				
A56				
A57				
A58				
A59				
A60				
A61				
A62				
A63				
A64				
A65				
A66				

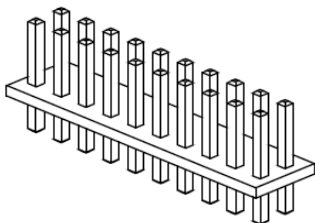
PIN Header / Dual Row / Single Body / Pitch 1,27mm

Part No.: **T51C1032**

DRW:	Jason	CHKD	Wilson	MATL:	Wilson	TOLERANCE	Mason	DATE	06.01.2009
APPD:	Schumi			FINISH	Jamy		Sheet No.		2 from 4

Customer:

# EDCON-COMPONENTS



## Ordering Informations

Serie	No. of Pos.	Construction	Contact Plating	Material	Polarisation Peg	Pin Length Code	ROHS	Packing		
<b>T51C1032</b>	<b>XX</b>	<b>ST</b>	<b>G0</b>	<b>PB</b>	<b>N</b>	<b>A01</b>	<b>R</b>	<b>BU</b>		

<b>XX</b> = total pin of header	<b>ST</b> = straight THT	<b>G0</b> = Gold Flash (Standard)	<b>PB</b> =P.B.T (Standard)	<b>N</b> = No	look table page 2	<b>N</b> =NO ROHS conform	<b>BU</b> = Bulk (Standard)
<b>T0</b> = Tin plated	<b>GA</b> = 10µ Gold Plating	<b>GB</b> = 15µ Gold Plating	<b>PY</b> = Polyester UL94V-0			<b>R</b> =ROHS conform	<b>TU</b> = Tube w/o Cap
<b>GC</b> = 20µ Gold Plating	<b>S0</b> = Selectiv Plating Gold Flash / Tin	<b>TN</b> = Tin Plated	<b>NY</b> = Nylon-6T			<b>TC</b> = Tube w. pic and Place Cap	<b>TY</b> = Tray packing w/o Cap
						<b>TR</b> = Tape/Reel w. pic and Place Cap	

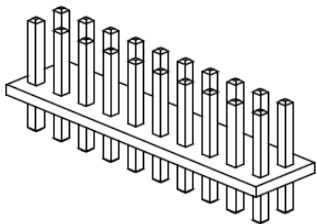
PIN Header / Dual Row / Single Body / Pitch 1,27mm

Part No.: **T51C1032**

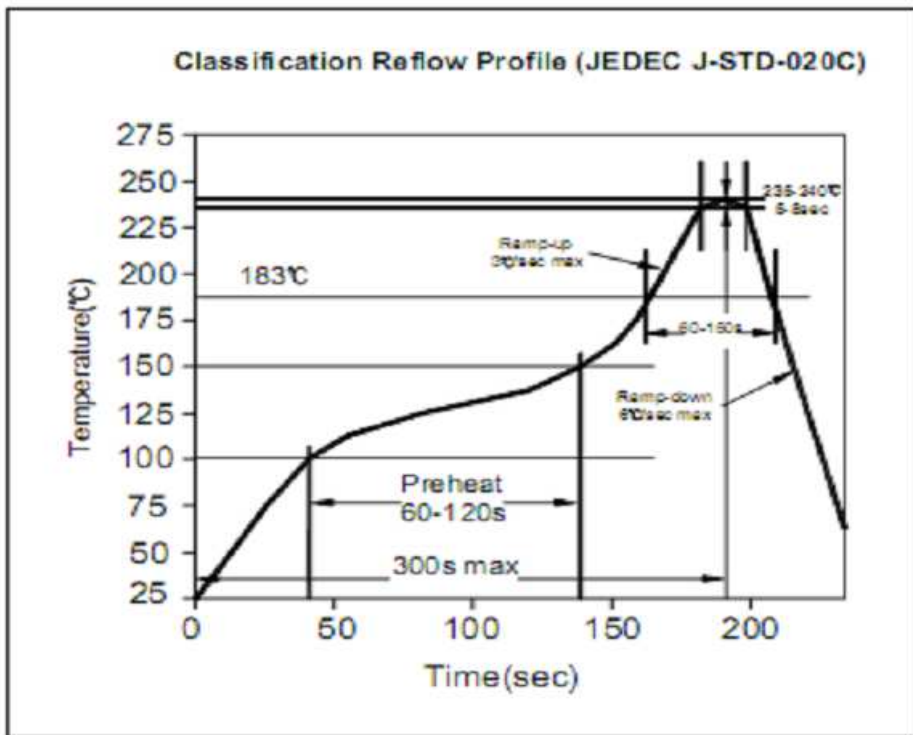
DRW:	Jason	CHKD	Wilson	MATL:	Wilson	TOLERANCE	Mason	DATE	06.01.2009
APPD:	Schumi			FINISH	Jamy		Sheet No.		3 from 4

Customer:

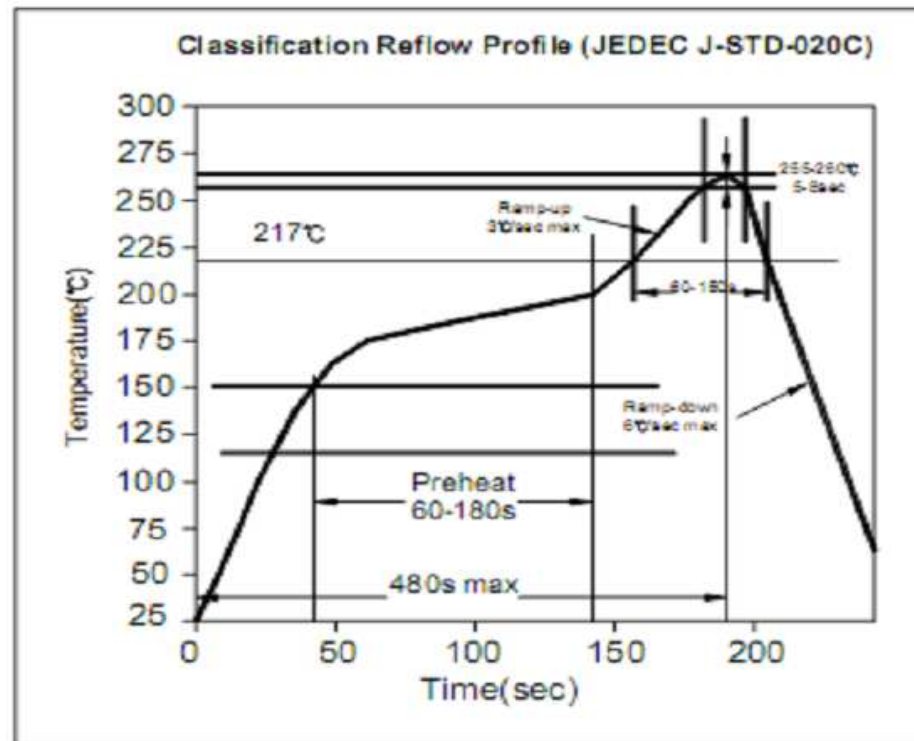
# EDCON-COMPONENTS



## Soldering Profile for Lead Soldering ( P.B.T. )



## Soldering Profile for Lead Free Soldering ( Nylon 6T )



PIN Header / Dual Row / Single Body / Pitch 1,27mm

Part No.: **T51C1032**

DRW:	Jason	CHKD	Wilson	MATL:	Wilson	TOLERANCE	Mason	DATE	06.01.2009
APPD:	Schumi			FINISH	Jamy		Sheet No.	4 from 4	Customer:

[www.edcon-components.com](http://www.edcon-components.com)

email: [info@edcon-components.com](mailto:info@edcon-components.com)