


# EDCON-COMPONENTS



## Specifications

### Features

Contact Positions: 25  
Stamped Contact

### Materials

Contact Brass and Phosphor Bronze  
Housing: PBT +30% Glass Fiber (UL 94V-0)  
Shell: cold roller steel

### Electrical Characteristics

Current Rating: 2,5Ampere  
Withstanding Voltage: AC 1000V r.m.s.  
Insulation Resistance: 3000 Megaohms Minimum at DC500V  
Contact Resistance: 15 Milliohm Maximum  
Operation Temperature: -55°C ~ +105°C

### Mechanical Characteristics:

Contact Resistance Force: 341gr. Maximum  
Contact Separation Force: 20gr. Minimum

### Finishes:

Contact Plating ( look Order Code)  
Shell Plating ( look order code)

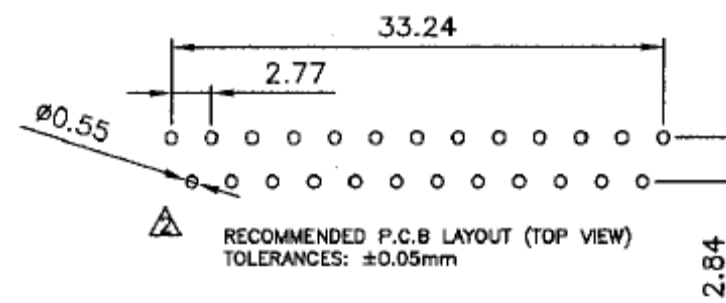
### Dimensions (mm)

Male Contact					
Pos.	9	15	25	37	

Female Contact					
Pos.	9	15	25	37	

### P.C.B. Layout



**D-Sub Connector Machined  
Contact Straight Ultra Low  
Profile**


Part No.: **T24G100**

DRW:	Jason	CHKD	Wilson	MATL:	Wilson	TOLERANCE	Mason	DATE	10.04.2009	Customer:
APPD:	Schumi			FINISH	Jamy		Sheet No.	1 from 4		

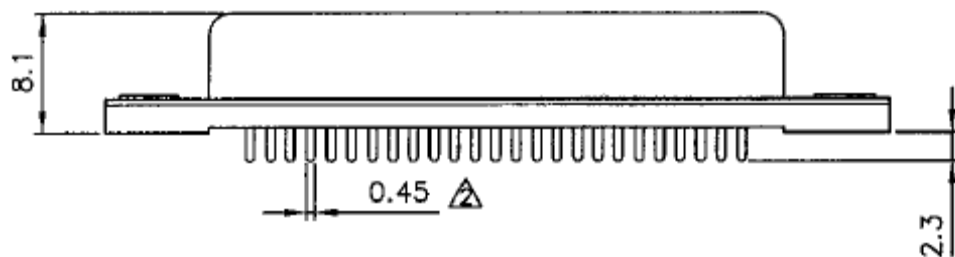
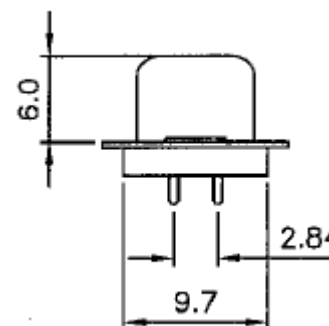
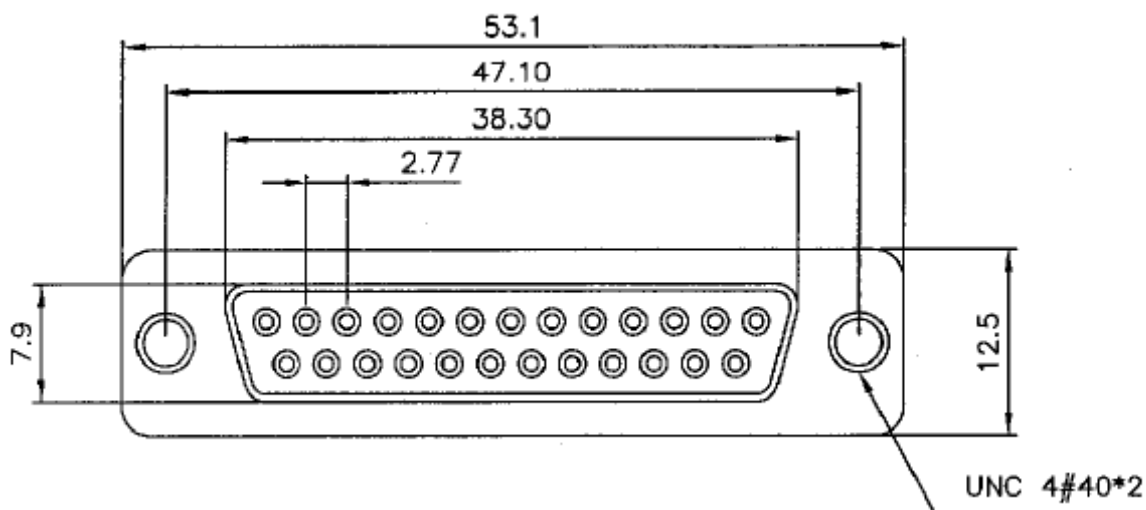
[www.edcon-components.com](http://www.edcon-components.com)

email: [info@edcon-components.com](mailto:info@edcon-components.com)

# EDCON-COMPONENTS



## Female Contact



**D-Sub Connector Machined  
Contact Straight Ultra Low  
Profile**


Part No.: **T24G100**

DRW:	Jason	CHKD	Wilson	MATL:	Wilson	TOLERANCE	Mason	DATE	10.04.2009	Customer:
APPD:	Schumi			FINISH	Jamy		Sheet No.	2 from 4		

[www.edcon-components.com](http://www.edcon-components.com)

email: [info@edcon-components.com](mailto:info@edcon-components.com)

# EDCON-COMPONENTS




## Ordering Informations

Serie	No. of contacts.	Contact Type	Shell Finish	PCB Options	Screw	Options 1	Contact Plating	Plastic Color	ROHS	Packing
<b>T24G100</b>	<b>25</b>	<b>F</b>	<b>T</b>	<b>B</b>	<b>1</b>	<b>0</b>	<b>GF</b>	<b>BK</b>	<b>R</b>	<b>TY</b>

<b>25=</b> Contacts	<b>F=</b> Female	<b>N=</b> Nickel <b>T=</b> Tin	<b>B=</b> Thread Insert UNC-40	<b>1=</b> without mounting screw <b>2=</b> Mounted screw <b>3=</b> added screw separetly	<b>GF=</b> Gold Flash <b>GA=</b> 5μ Gold <b>GB=</b> 10μ Gold <b>GC=</b> 15μ Gold <b>GD=</b> 30μ Gold <b>SF=</b> Selective Gold flash <b>SA=</b> 5μ Selective Gold flash <b>SB=</b> 10μ Selective Gold flash <b>SC=</b> 15μ Selective Gold flash	<b>BK=</b> Black	<b>R=</b> ROHS Conform <b>N=</b> NON ROHS Conform	<b>TY=</b> Tray Packing <b>BU=</b> Bulk-Ware
---------------------	------------------	-----------------------------------	--------------------------------	--	---	------------------	--	---

**D-Sub Connector Machined Contact Straight Ultra Low Profile**  
Part No.: **T24G100**

DRW:	Jason	CHKD	Wilson	MATL:	Wilson	TOLERANCE	Mason	DATE	10.04.2009	Customer:
APPD:	Schumi			FINISH	Jamy			Sheet No.	3 from 4	



Soldering Profile Curve

Classification Reflow Profile (JEDEC J-STD-020C)



**D-Sub Connector Machined  
 Contact Straight Ultra Low  
 Profile**

Part No.: **T24G100**

DRW:	Jason	CHKD	Wilson	MATL:	Wilson	TOLERANCE	Mason	DATE	10.04.2009
APPD:	Schumi			FINISH	Jamy		Sheet No.	4 from 4	Customer: