


# EDCON-COMPONENTS



## Specifications

### Features

- Glass passivated die construction
- Plastic Material used carries UL flammability recognition 94V-0
- High surge current capability
- High case dielectric strength of 1500V rms

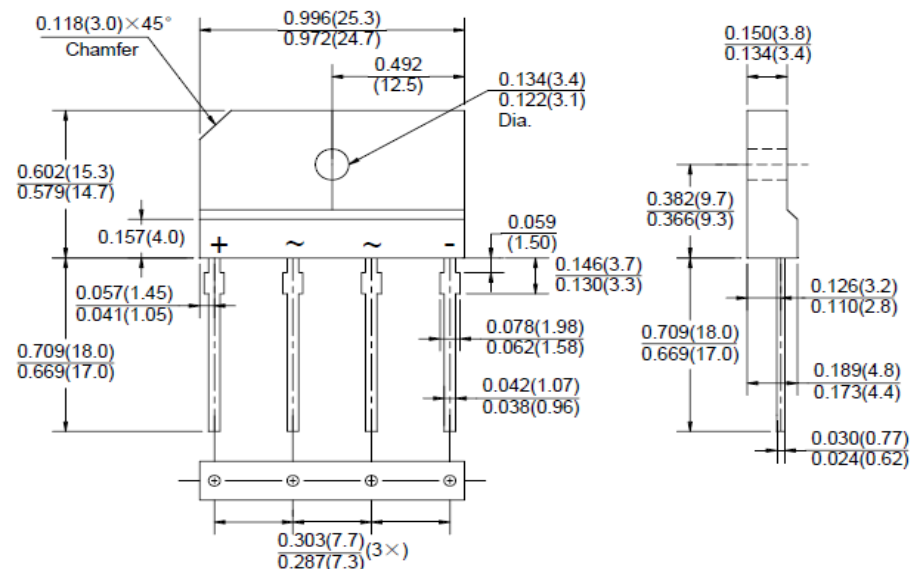
### Mechanical Data

- CASE: Molded plastic body
- Terminals: plated leads solderable per MIL-STD-750, Method 2026
- Polarity: Polarity symbols marked on body
- Weight: 7gr.

### Maximum Ratings & Electrical Characteristics Ratings at 25°C ambient temperature

	Sym bols	KBJ 10D	KBJ 10G	KBJ 10J	KBJ 10K	KBJ 10M		Unit	
Maximum reccurent peak reverse Voltage	VRRM	200	400	600	800	1000		Volt	
Maximum rms Input voltage	VRMS	140	280	420	560	700		Volt	
Maximum dc blocking Voltage	VDC	200	400	600	800	1000		Volt	
Maximum average forward output rectified TA=50°C	I(AV)	10,0						Amps	
Peak forward surge current 8,3ms single half sine-wave	IFSM	150						Amps	
Rating for dusing (t<8,3ms)	I²t	94						A²sec	
Maximum Thermal resistance per led (1)	RoJA	26,0						°C/W	
	RoJC	5,0							
Operation Junction and storage temp.ran	Tj, Tstg	-55°C ~ +150°C						°C	
Maximum Instantaneous Forward Voltage per Leg	Vf	1,1						lfm=4	
Maximum DC reverse current at rated DC blocking voltage per leg	Ir	5,0µA						T=25°C	
		500µA						T=125°C	
DRW:	Jason	CHKD	Wilson	MATL:	Wilson	TOLERANCE	Mason	DATE	10.05.2010
APPD:	Schumi			FINISH	Jamy			Sheet No.	1 from 5

## Technical Drawing (Unit: inch(mm))




Note (1) Junction to ambient without heatsink (2) Junction to case with heatsink (3) Recommended mounting position is to bolt down on heatsink with silicone thermal compound for maximum heat transfer with M3 screw.

### Single Inline Bridge Rectifier 10A (Glass Passivated)

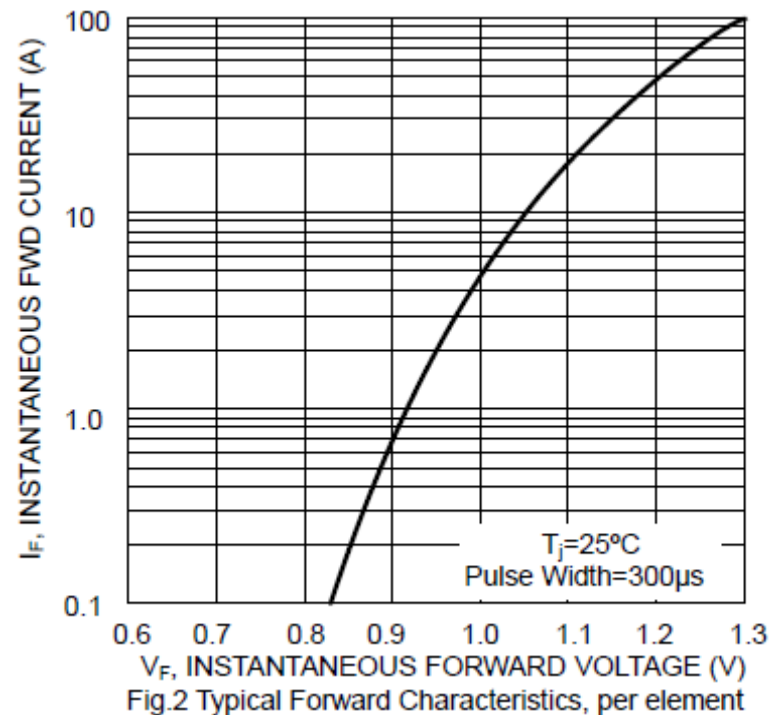
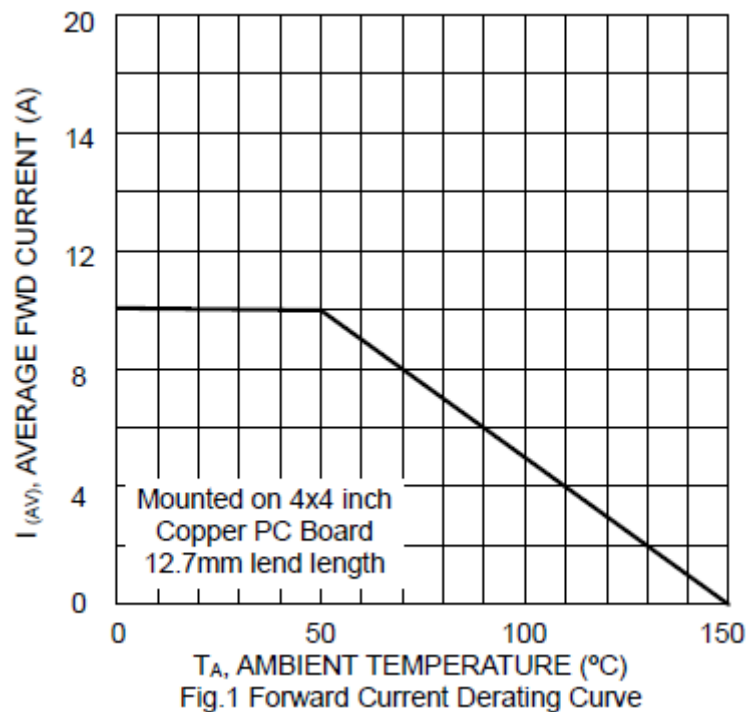
EDCON-Ser. **E14021**

International Serie: **KBJ10x**

# EDCON-COMPONENTS



## Rating & Characteristics Curves (TA=25°C unless otherwise noted)




**Single In-Line Bridge Rectifier  
10A (Glass Passivated)**

EDCON-Ser. **E14021**

International Serie: **KBJ10x**

DRW:	Jason	CHKD	Wilson	MATL:	Wilson	TOLERANCE	Mason	DATE	10.05.2010
APPD:	Schumi			FINISH	Jamy		Sheet No.	2 from 5	

# EDCON-COMPONENTS



## Rating & Characteristics Curves (TA=25°C unless otherwise noted)

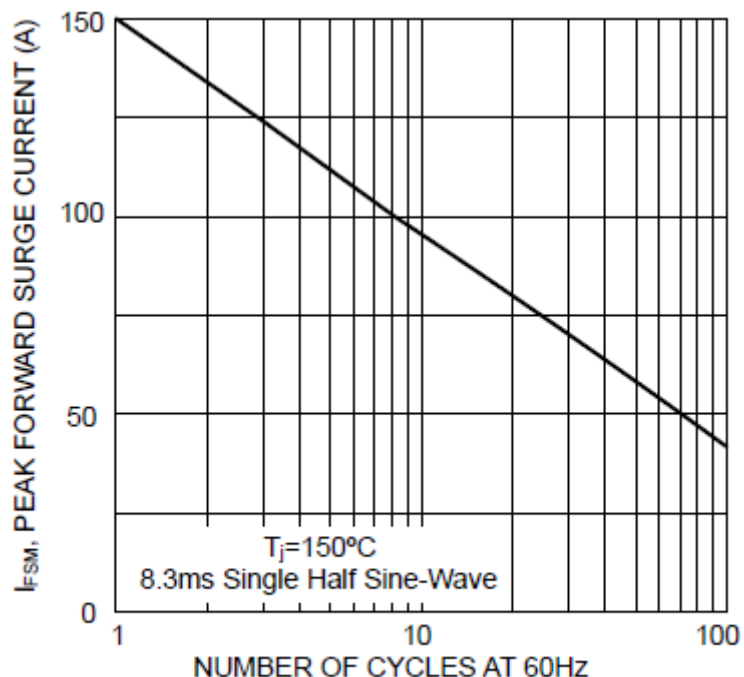


Fig.3 Max Non-Repetitive Peak Fwd Surge Current

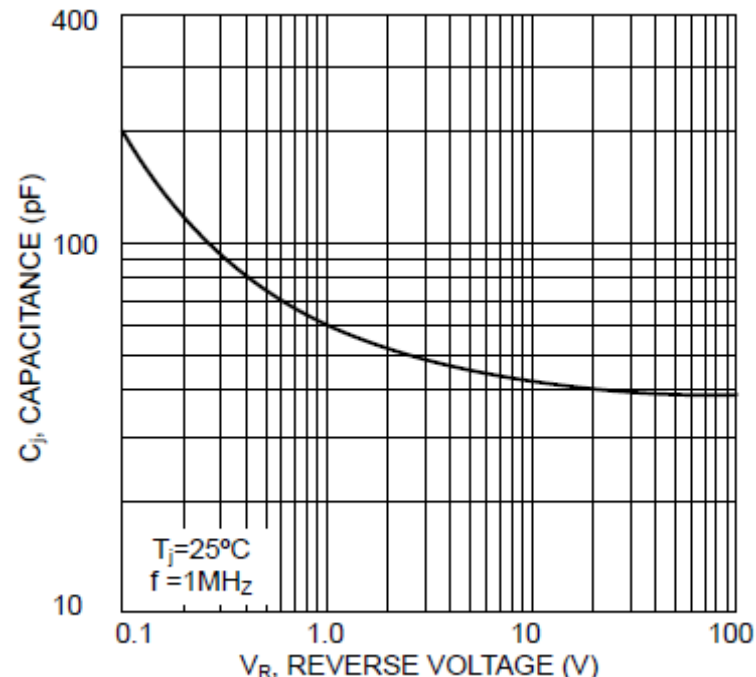


Fig.4 Typical Junction Capacitance per element


**Single Inline Bridge Rectifier  
10A (Glass Passivated)**

EDCON-Ser. **E14021**

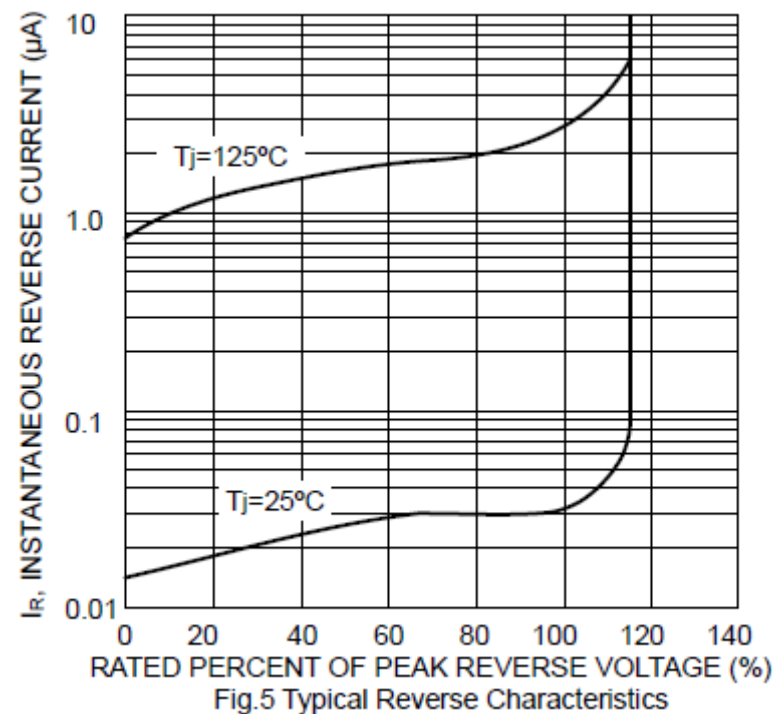
International Serie: **KBJ10x**

DRW:	Jason	CHKD	Wilson	MATL:	Wilson	TOLERANCE	Mason	DATE	10.05.2010
APPD:	Schumi			FINISH	Jamy		Sheet No.		3 from 5

# EDCON-COMPONENTS



Rating & Characteristics Curves (TA=25°C unless otherwise noted)



## Ordering Informations

EDCON Serie	International Type	Lead function	ROHS	Package
-------------	--------------------	---------------	------	---------

<b>E14021</b>	<b>KBJ10x</b>	<b>LL</b>	<b>R</b>	<b>BX</b>
---------------	---------------	-----------	----------	-----------


Look Voltage Code Table	<b>LL</b> = Long Lead	<b>R</b> = ROHS Conform	<b>BX</b> = Box Packing
	<b>L4</b> = Lead Length 4mm	<b>N</b> = NON ROHS Conform	

**Single In-line Bridge Rectifier  
10A (Glass Passivated)**

EDCON-Ser. **E14021**

International Serie: **KBJ10x**

DRW:	Jason	CHKD	Wilson	MATL:	Wilson	TOLERANCE	Mason	DATE	10.05.2010
APPD:	Schumi			FINISH	Jamy		Sheet No.		4 from 5



Soldering Profile Curve

Classification Reflow Profile (JEDEC J-STD-020C)



<b>Single Inline Bridge Rectifier 10A (Glass Passivated)</b>	
EDCON-Ser.	<b>E14021</b>
International Serie:	<b>KBJ10x</b>

DRW:	Jason	CHKD	Wilson	MATL:	Wilson	TOLERANCE	Mason	DATE	10.05.2010
APPD:	Schumi			FINISH	Jamy		Sheet No.	5 from 5	