

EDCON-COMPONENTS



Specifications

Features

- Glass passivated die construction
- Plastic Material used carries UL flammability recognition 94V-0
- High surge current capability
- High case dielectric strength of 1500V rms

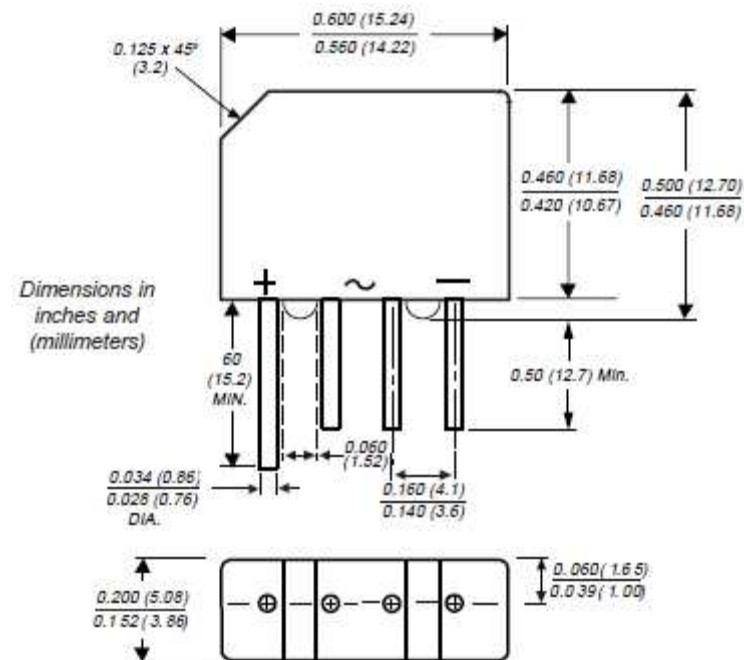
Mechanical Data

- CASE: Molded plastic body
- Terminals: plated leads solderable per MIL-STD-750, Method 2026
- Polarity: Polarity symbols marked on body
- Weight: 2gr.

Maximum Ratings & Electrical Characteristics Ratings at 25°C ambient temperature

	Sym bols	KBP 02G	KBP 04G	KBP 06G	KBP 08G	KBP 10G		Unit	
Maximum reccurent peak reverse Voltage	VRRM	200	400	600	800	1000		Volt	
Maximum rms Input voltage	VRMS	140	280	420	560	700		Volt	
Maximum dc blocking Voltage	VDC	200	400	600	800	1000		Volt	
Maximum average forward output rectified TA=50°C	I(AV)	1,5						Amps	
Peak forward surge current 8,3ms single half sine-wave	IFSM	50						Amps	
Rating for dusing (t<8,3ms)	I²t	10						A²sec	
Maximum Thermal resistance per led (1)	RoJA	40,0						°C/W	
	RoJC	13,0							
Operation Junction and storage temp.ran	Tj, Tstg	-55°C ~ +150°C						°C	
Maximum Instantaneous Forward Voltage per Leg	Vf	1						l _f m=4	
Maximum DC reverse current at rated DC blocking voltage per leg	I _r	5,0µA						T=25°C	
		500µA						T=125°C	
DRW:	Jason	CHKD	Wilson	MATL:	Wilson	TOLERANCE	Mason	DATE	10.05.2010
APPD:	Schumi			FINISH	Jamy		Sheet No.		1 from 5

Technical Drawing (Unit: inch(mm))



Note (1) Thermal resistance from junction to ambient and from junction to lead mounted on PCB with 0,47 x 0,47" (12x12mm) copper pads

**Single In-Line Bridge Rectifier
1,5A (Glass Passivated)**

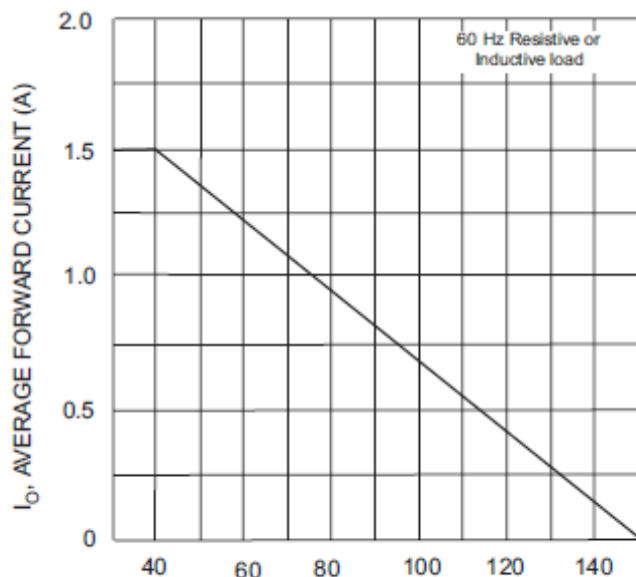
EDCON-Ser. **E14004**

International Serie: **KBPxxG**

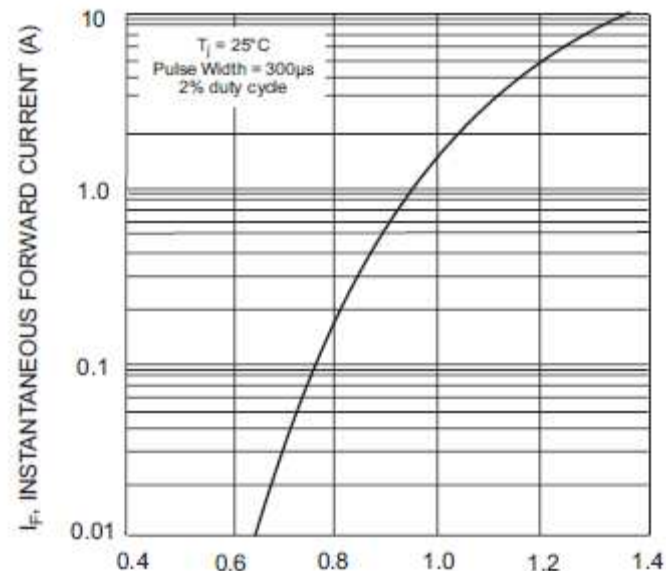
EDCON-COMPONENTS



Rating & Characteristics Curves (TA=25°C unless otherwise noted)



T_{A1} AMBIENT TEMPERATURE (°C)
Fig. 1 Output Current Derating Curve



V_{F1} INSTANTANEOUS FORWARD VOLTAGE (V)
Fig. 2 Typ Forward Characteristics (per element)

**Single Inline Bridge Rectifier
1,5A (Glass Passivated)**

EDCON-Ser. **E14004**

International Serie: **KBPxxG**

DRW:	Jason	CHKD	Wilson	MATL:	Wilson	TOLERANCE	Mason	DATE	10.05.2010
APPD:	Schumi			FINISH	Jamy		Sheet No.	2 from 5	



Rating & Characteristics Curves (TA=25°C unless otherwise noted)

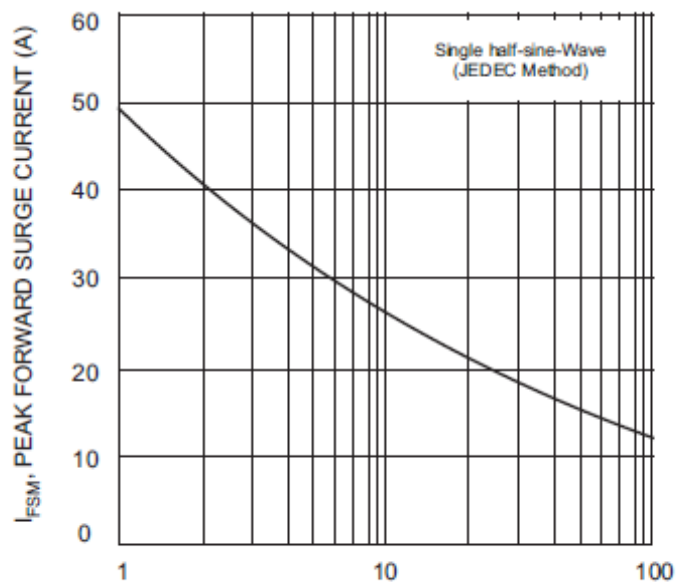


Fig. 3 Max Non-Repetitive Peak Forward Surge Current

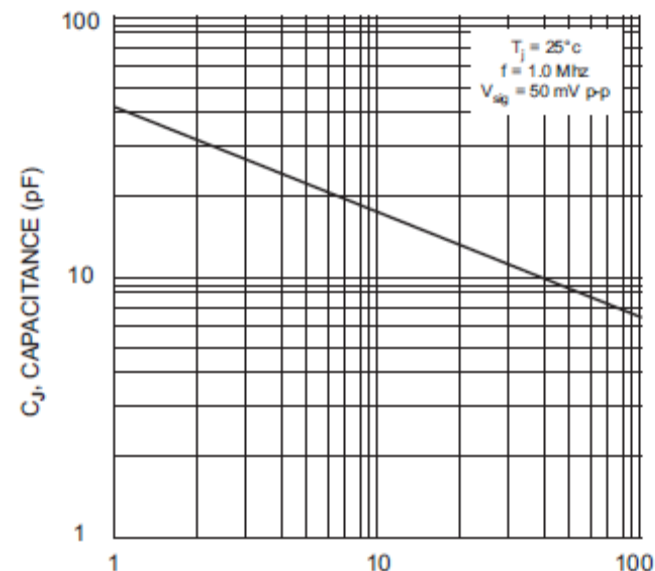


Fig. 4 Typ Junction Capacitance (per element)

**Single Inline Bridge Rectifier
1,5A (Glass Passivated)**

EDCON-Ser. **E14004**

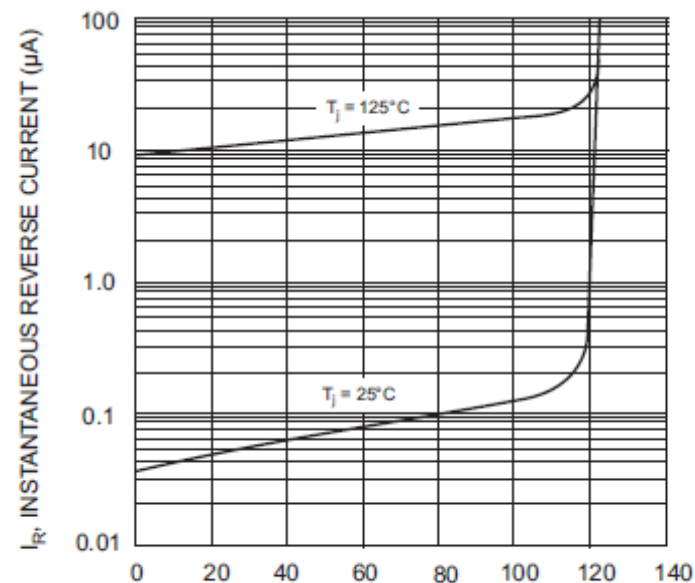
International Serie: **KBPxxG**

DRW:	Jason	CHKD	Wilson	MATL:	Wilson	TOLERANCE	Mason	DATE	10.05.2010
APPD:	Schumi			FINISH	Jamy		Sheet No.	3 from 5	

EDCON-COMPONENTS



Rating & Characteristics Curves (TA=25°C unless otherwise noted)



PERCENT OF RATED PEAK REVERSE VOLTAGE (%)
Fig. 5 Typ Reverse Characteristics (per element)

Ordering Informations

EDCON Serie	International Type	Lead function	ROHS	Package
-------------	--------------------	---------------	------	---------

E14004	KBPxxG	LL	R	BX
---------------	---------------	-----------	----------	-----------

Look Voltage Code Table	LL = Long Lead	R = ROHS Conform	BX = Box Packing
	L4 = Lead Length 4mm	N = NON ROHS Conform	

**Single Inline Bridge Rectifier
1,5A (Glass Passivated)**

EDCON-Ser. **E14004**

International Serie: **KBPxxG**

DRW:	Jason	CHKD	Wilson	MATL:	Wilson	TOLERANCE	Mason	DATE	10.05.2010
APPD:	Schumi			FINISH	Jamy		Sheet No.	4 from 5	



Soldering Profile Curve

Classification Reflow Profile (JEDEC J-STD-020C)



Single Inline Bridge Rectifier 1,5A (Glass Passivated)	
EDCON-Ser.	E14004
International Serie:	KBPxxG

DRW:	Jason	CHKD	Wilson	MATL:	Wilson	TOLERANCE	Mason	DATE	10.05.2010
APPD:	Schumi			FINISH	Jamy		Sheet No.	5 from 5	