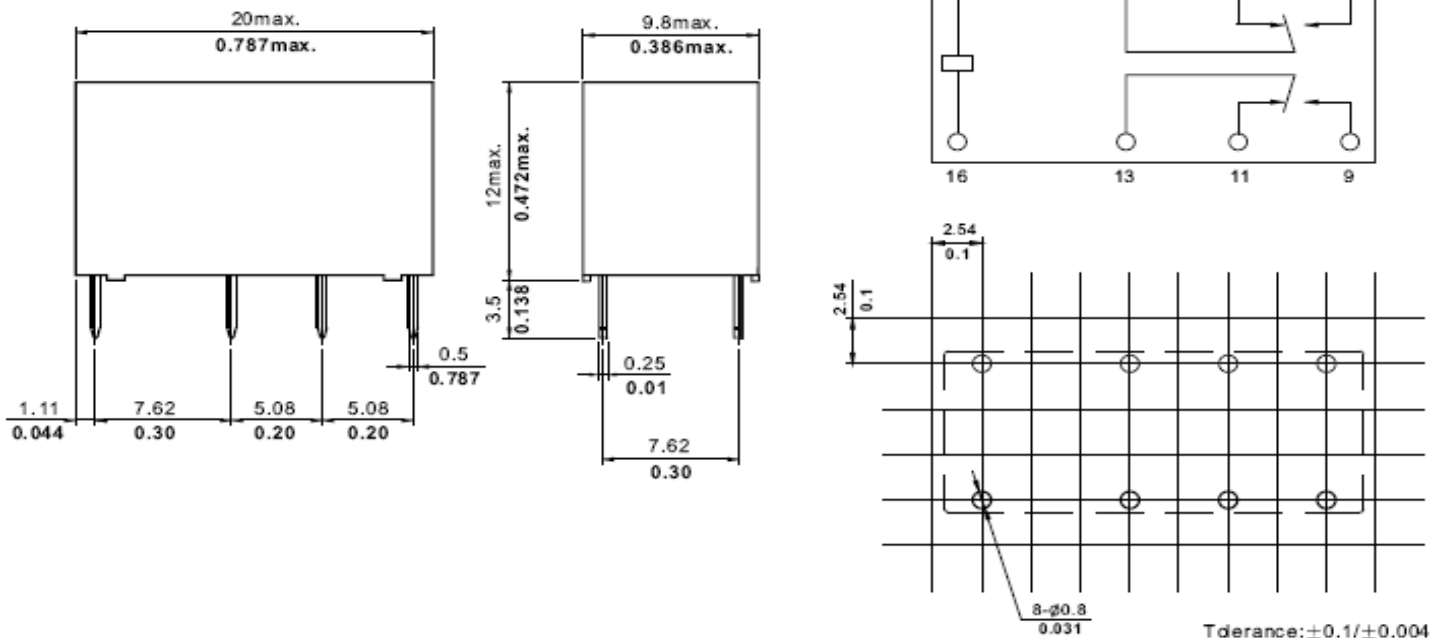




Features

- DIL Pitch Terminals " High Sensitivity "
- Conforms to FCC Part 68 1.5 kV Surge and Dielectric 1000VAC
- Fully sealed (immersion cleaning)
- High Reliability bifurcated Contact
- Application for Telecommunication Equipment, Office Equipment, Security Alarm System, Measuring instruments, Medical Monitoring Equipment, Audio Visual Equipment, Flight Simulator, Sensor Control

Technical Drawing



Contact Data

Contact Arrangement		2C (DPDT [B-M]) (Bifurcated Crossbar)
Contact Material		AgPd (Gold clad) AgNi (Gold clad)
Contact Rating (resistive)		1 A / 24 VDC ; 0.5 A / 120 VAC
Max. Switching Power		60 W 125 VAC Min. Switching load : 0.01 mA / 10mV
Max. Switching Voltage		220VDC 250 VAC
Contact Resistance		$\leq 50 \text{ m}\Omega$
Operational Life	Electrical	1 A / 24 VDC : 5×10^5 (AgNi : 1×10^5)
	Mechanical	0.5 A / 120 VAC : 2×10^5

Caution : Relays previously tested or used above 10 mA resistive at 6 VDC maximum or peak AC open circuit are not recommended for subsequent use in low level applications.

Communications Relays

Part No.: **P11001**

Customer:

DRW:	Dong	CHKD	Chang	MATL:	Chui	DATE	07.09.2010
APPD:	Ping			FINISH	Hui	Sheet	1 from 6

Copyright by EDCON-COMPONENTS



Coil Parameter

Coil Voltage VDC Rated		Coil resistance $\Omega \pm 10$	Pick up voltage (70% or 60% of rated voltage)	Release voltage (5% or 10% of rated voltage)	Coil Power W	Operate Time ms	Release Time ms
	Max.						
3	7.5	60	2.1	0.15	0.15	Approx 5	Approx 3
5	12.5	167	3.5	0.25	0.15		
6	15.0	240	4.2	0.30	0.15		
9	22.5	540	6.3	0.45	0.15		
12	30.0	960	8.4	0.60	0.15		
18	40.0	1620	12.6	0.90	0.20		
24	52.9	2880	16.8	1.20	0.20		
48	84.9	7680	33.6	2.40	0.30		
3	6.5	45	2.1	0.30	0.20	Approx 5	Approx 3
5	10.8	125	3.5	0.50	0.20		
6	13.0	180	4.2	0.60	0.20		
9	19.5	405	6.3	0.90	0.20		
12	26.5	720	8.4	1.20	0.20		
24	52.9	2880	16.8	2.40	0.20		
48	103.9	11520	33.6	4.80	0.20		
5	7.7	56	3.3	0.50	0.45		
6	9.2	80	4.0	0.60	0.45		
9	13.7	180	6.0	0.90	0.45		
12	18.3	320	8.0	1.20	0.45		
18	27.5	720	12.0	1.80	0.45		
24	36.7	1280	15.9	2.40	0.45		
48	72.5	5000	33.0	4.80	0.45		

Caution :

1. The use of any coil voltage less then the rated coil voltage will compromise the operation of the relay.
2. Pickup and release voltage are for test purposes only and are not be used design criteria.
3. Unless otherwise stated, the rated coil voltage specified in coil parameter table shall be used for all tests and ist application to the relay.

Safety approvals

Safety approval	UL, CUR & TÜV
Load	1 A / 24 VDC 0.5 A / 120 VAC

Communications Relays

Part No.: **P11001**

Customer:

DRW:	Dong	CHKD	Chang	MATL:	Chui	DATE	07.09.2010
APPD:	Ping			FINISH	Hui	Sheet	2 from 6



Characteristics

Electrostatic capacitance

Between open Contacts	Approx.0.7pF	Item 4.41 of IEC 61810-7
Between coil & Contacts	Approx.1.0pF	Item 4.41 of IEC 61810-7
Between Contact poles	Approx.0.9pF	Item 4.41 of IEC 61810-7
Insulation Resistance	1000 MΩ min at 500 VDC	Item 7 of IEC 61810-5

Dielectric Strength

Between open Contacts	1000 VAC 1 min.	Item 6 of IEC 61810-5
Between coil & Contacts	1000 VAC 1 min.	Item 6 of IEC 61810-5
Between Contact poles	1000 VAC 1 min.	Item 6 of IEC 61810-5

Surge Withstand Voltage

Between open Contacts	1500 V	FCC68
Between coil & Contacts	1500 V	FCC68
Between Contact poles	1500 V	FCC68
Shock resistance	Functional : 100 m/s ² 11ms; Survival: 1000 m/s ² 6ms	IEC68-2-27 Test EA
Vibration resistance	10 ~ 55 Hz Double amplitude Functional : 1.5 mm Survival : 5.0 mm	IEC68-2-6 Test Fc
Terminals strength	5 N	IEC68-2-21 Test Ua1
Solderability	235°C ± 2°C 3 ± 0.5s	IEC68-2-20 Test Ta method 1
Temperature Range	-40°C ~ 90°C -40°C ~ 80°C for 0.3W Coil	
Mass	4.5 kg	

Ordering Informations

Serie	-	Coil rated voltage	Enclosure	Nominal coil power	Contact material	RoHS	Packing
-------	---	--------------------	-----------	--------------------	------------------	------	---------

P11001	-	A	1	A	1	N	BU
--------	---	---	---	---	---	---	----

EDCON-Serie	-	Coil rated voltage	Enclosure	Nominal coil power	Contact material	RoHS	Packing
		003 = 3 V	1 = Sealed Type	A = 0.15 W	1 = AgPd	N = non RoHs	BU = Bulk Ware
		005 = 5 V		B = 0.20 W			
		006 = 6 V		C = 0.45 W		R = RoHs	TY = Tray Package
		009 = 9 V					
		012 = 12 V					
		018 = 18 V					
		024 = 24 V					
		048 = 48 V					

Communications Relays

Part No.: **P11001**

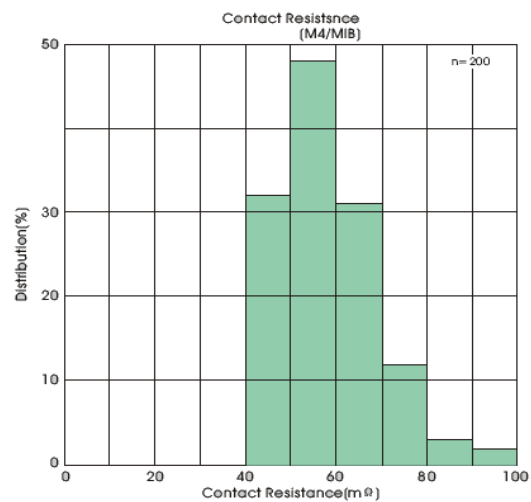
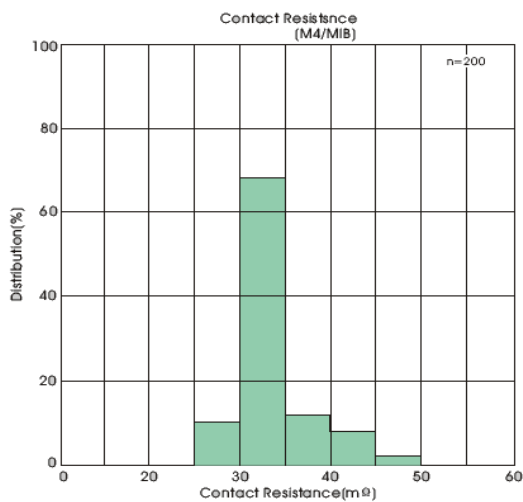
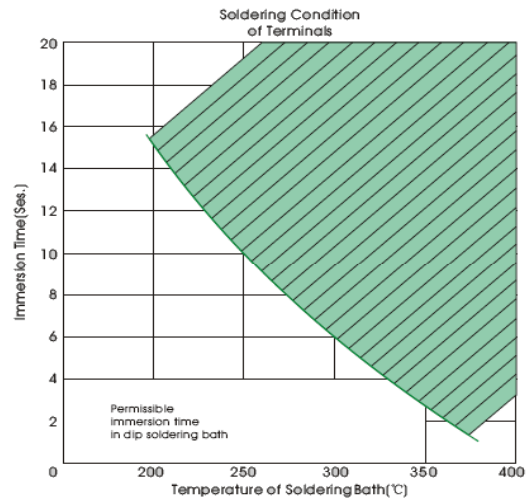
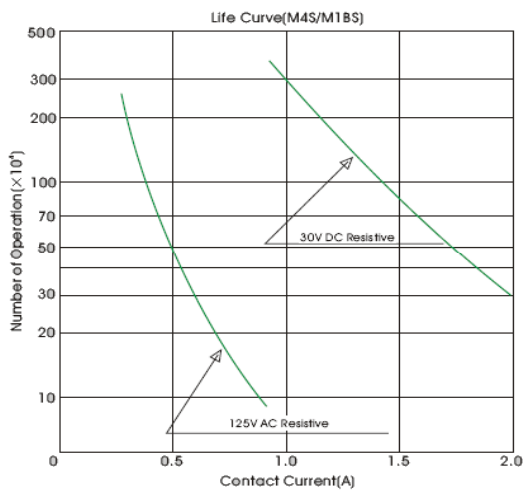
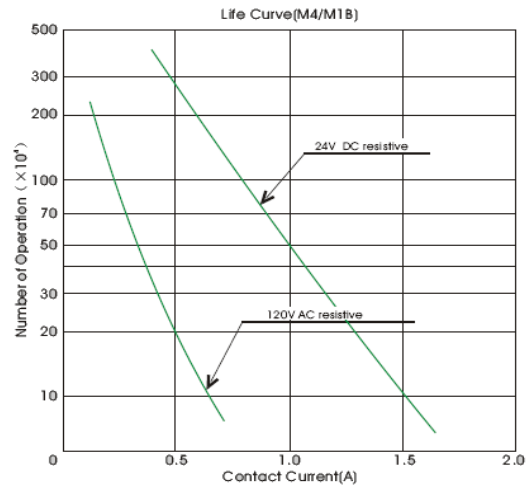
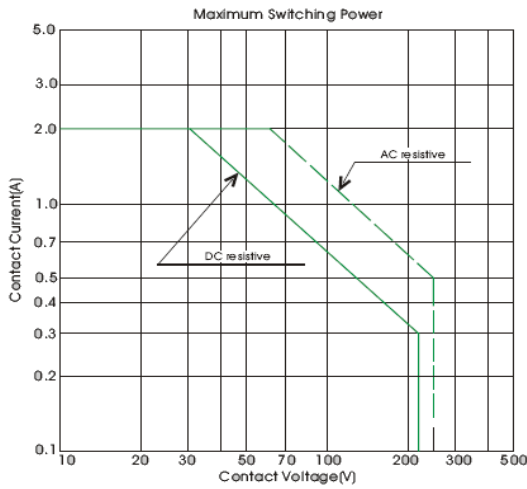
Customer:

DRW:	Dong	CHKD	Chang	MATL:	Chui	DATE	07.09.2010
APPD:	Ping			FINISH	Hui	Sheet	3 from 6

Copyright by EDCON-COMPONENTS



Curves



Communications Relays

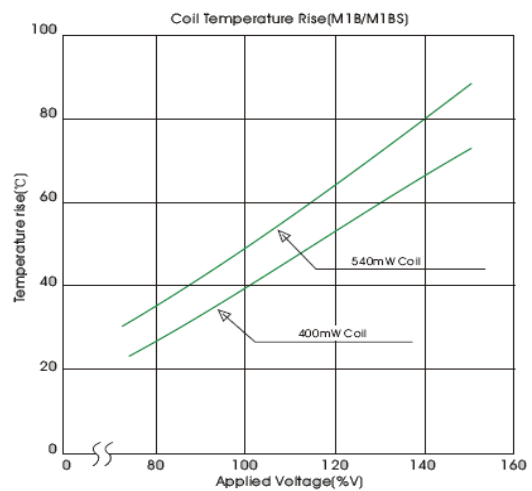
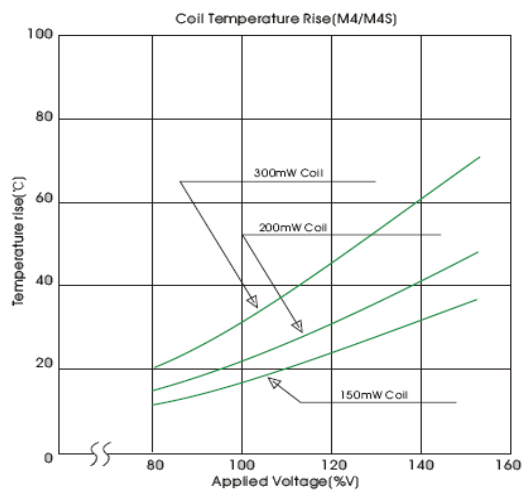
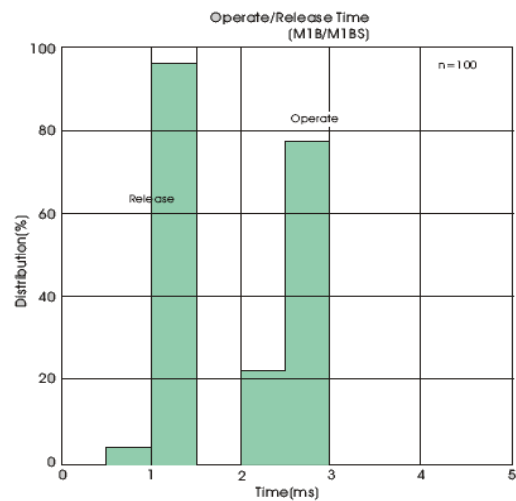
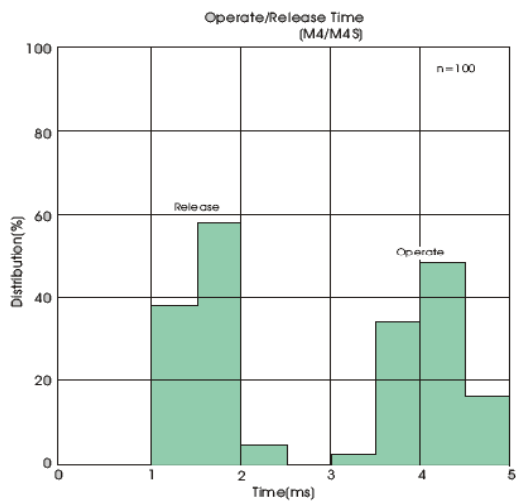
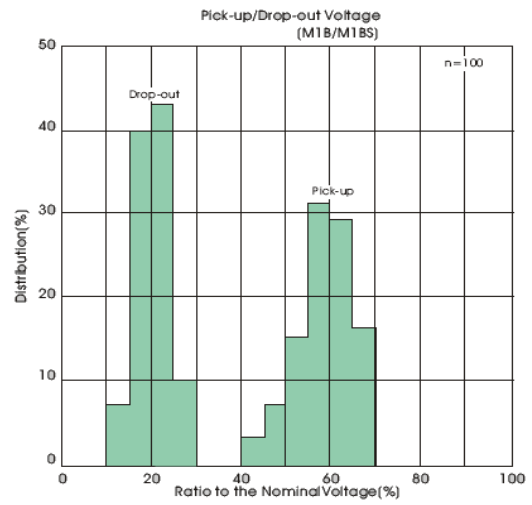
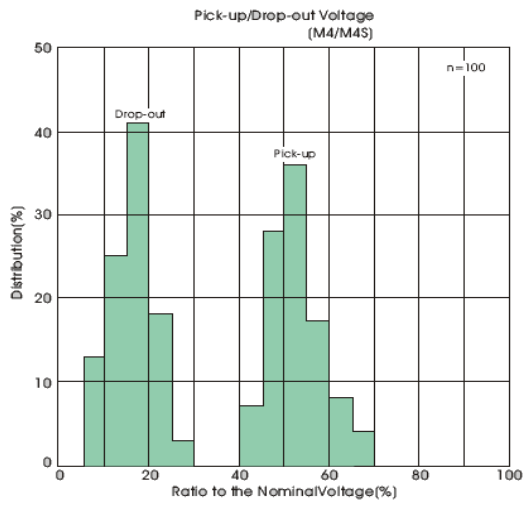
Part No.: **P11001**

Customer:

DRW:	Dong	CHKD	Chang	MATL:	Chui	DATE	07.09.2010
APPD:	Ping			FINISH	Hui	Sheet	4 from 6



Curves



Communications Relays

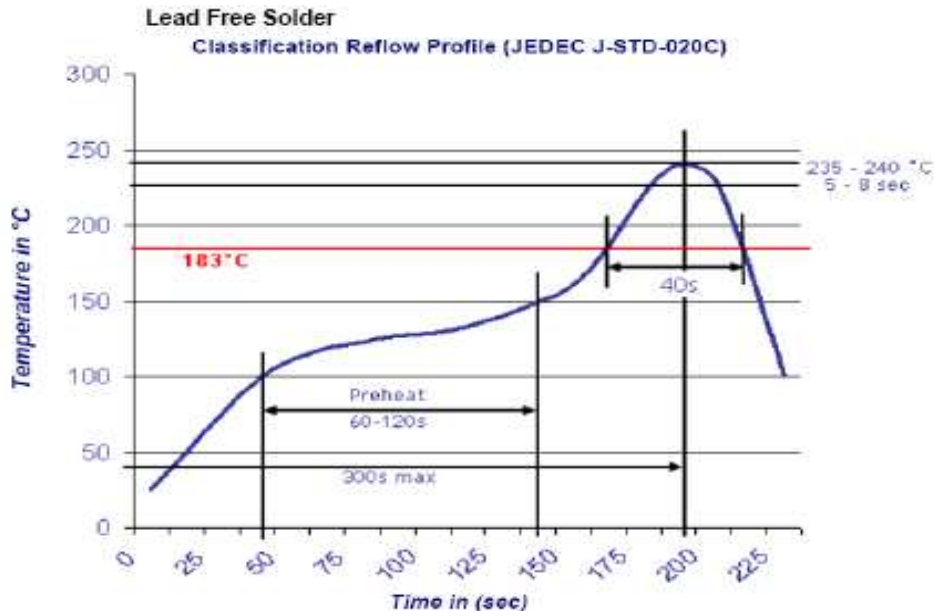
Part No.: **P11001**

Customer:

DRW:	Dong	CHKD	Chang	MATL:	Chui	DATE	07.09.2010
APPD:	Ping			FINISH	Hui	Sheet	5 from 6



Curves



Communications Relays

Part No.: **P11001**

Customer:

DRW:	Dong	CHKD	Chang	MATL:	Chui	DATE	07.09.2010
APPD:	Ping			FINISH	Hui	Sheet	6 from 6