

EDCON-COMPONENTS



Q26004

Informations

Terminal plating by gold gives excellent results when soldering
 Low contact resistance, and self-clean on contact area.
 Double contact offer high reliability.
 All materials are UL94V-0 grade fire retardant plastics.

Technical Specifications:

ELECTRICAL:

Electrical life: 2000 operations per cycle switch
 Operating force: 800gf max.
 Stroke: 2,0mm
 Operating Temperature: -25°C to + 70°C
 Storage Temperature: -40°C to +85°C
 Vibration Test: MIL-STD-202F Method 213B
 Frequency: 10-55Hz/1 min.
 Directions: X,Y,Z three mutually perpendicular directions
 Time: 2hours each direction
 High reliability

SOLDERING AND CLEANING PROCESS

For best results, please follow these recommendations:
 Keep all switch contacts in their "OFF" positions for all operations.

WAVE SOLDERING:

Recommended solder temperature at 500F (260°C)
 max. 5 seconds.

HAND SOLDERING:

Use a soldering iron of 30watts, controlled at 608F (320°C)
 approximately 2 seconds while applying solder.

CLEANING PROCESS:

Flux clean using force rinse, high agitation or triple bath cleaning method. Freon TF or TE give excellent results.
 When capor methods are used, do not subject the switch to solvent at temperature above 125 F (51°C).

Material Specifications

Item	Description	Materials	Treatment
1	Cover	PPS UL94V-0	Molded White
2	Base	PPS UL94V-0	Molded Black
3	Actuator	PA46 UL94V-0	Molded Black
4	Terminal Contact	Gold Plated /	Gold Plating
5		Pure Tin Plated	
6	Movable Contact	Gold Plated /	Gold Plating
7	Tape	Polyimide Film	

SMT DIP-SWITCH	
Part No.:	Q26004
Customer:	

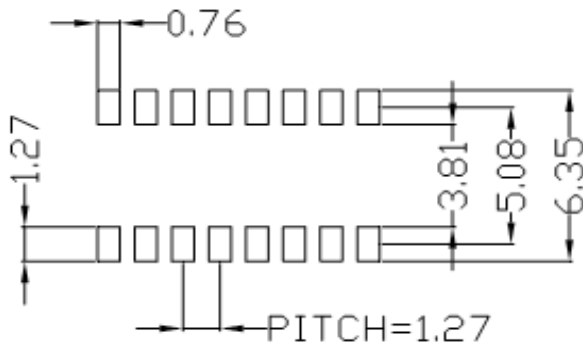
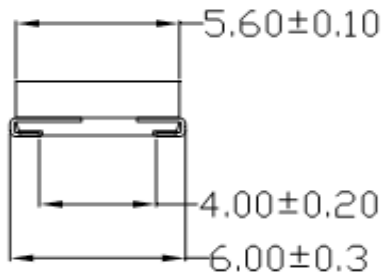
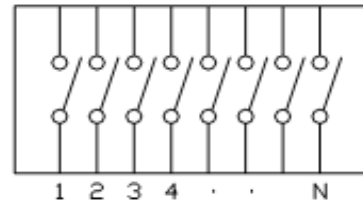
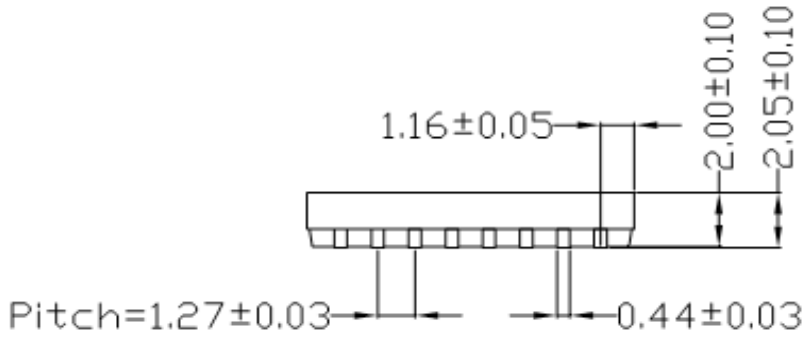
DRW:	Jason	CHKD	Wilson	MATL:	Wilson	DATE	03.05.2009
APPD:	Jason			FINISH	Jamy	Sheet	1 from 3

Copyright by EDCON-COMPONENTS H.Schmitt 11.6.2009

EDCON-COMPONENTS



Technical Drawing:



No of Pos.	A	Qty/T/R	Qty/Tube
1	2,31	3000	93
2	3,58	3000	125
3	4,85	3000	90
4	6,12	2000	70
5	7,39	2000	60
6	8,66	2000	50
8	11,2	2000	40
10	13,74	2000	30
12	16,28	2000	25

SMT DIP-SWITCH	
Part No.:	Q26004
Customer:	

DRW:	Jason	CHKD	Wilson	MATL:	Wilson	DATE	03.05.2009
APPD:	Jason			FINISH	Jamy	Sheet	2 from 3

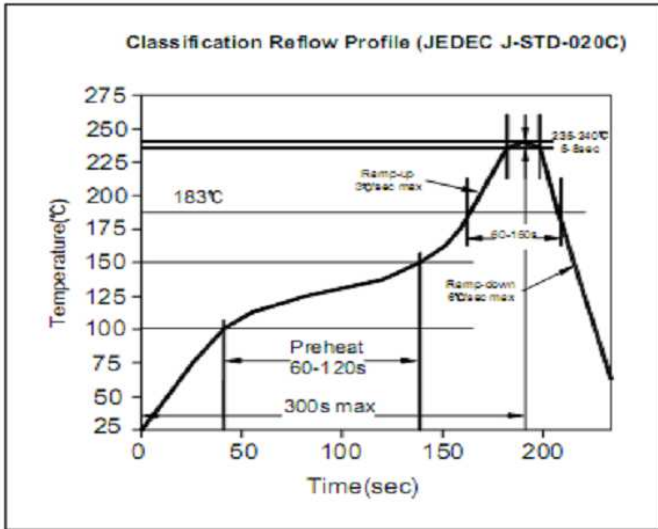
Copyright by EDCON-COMPONENTS H.Schmitt 11.6.2009

EDCON-COMPONENTS

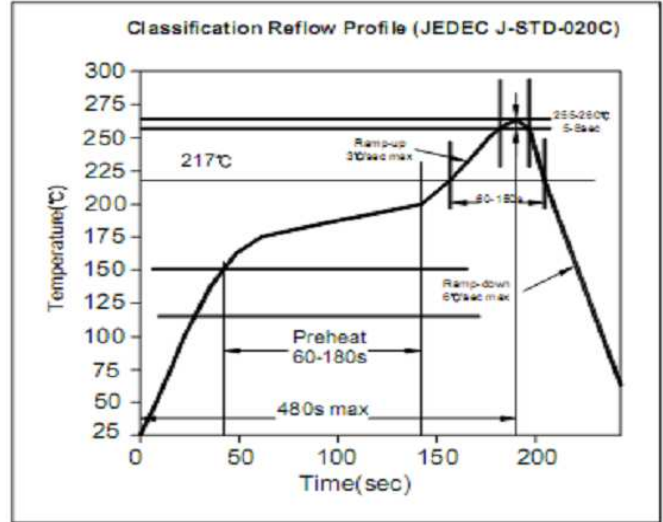


Solder Profile

Lead Solder



Lead free Solder



Ordering Informations:

Item-No.	Circuit	Actuator	Body Color	Function	ROHS	Packing
Q26004	2	S	BK	P	R	TR

1 ~ 12Pos.	S= Short Actuator	BK= Black	P= Foil for Pic and Place	R= ROHS N= Non ROHS	TU= Tube (Standard) TR= Tape Reel

SMT DIP-SWITCH	
Part No.:	Q26004
Customer:	

DRW:	Jason	CHKD	Wilson	MATL:	Wilson	DATE	03.05.2009
APPD:	Jason			FINISH	Jamy	Sheet	3 from 3

Copyright by EDCON-COMPONENTS H.Schmitt 11.6.2009