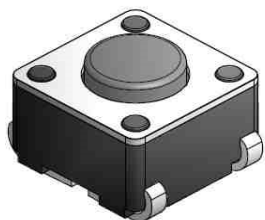


EDCON-COMPONENTS



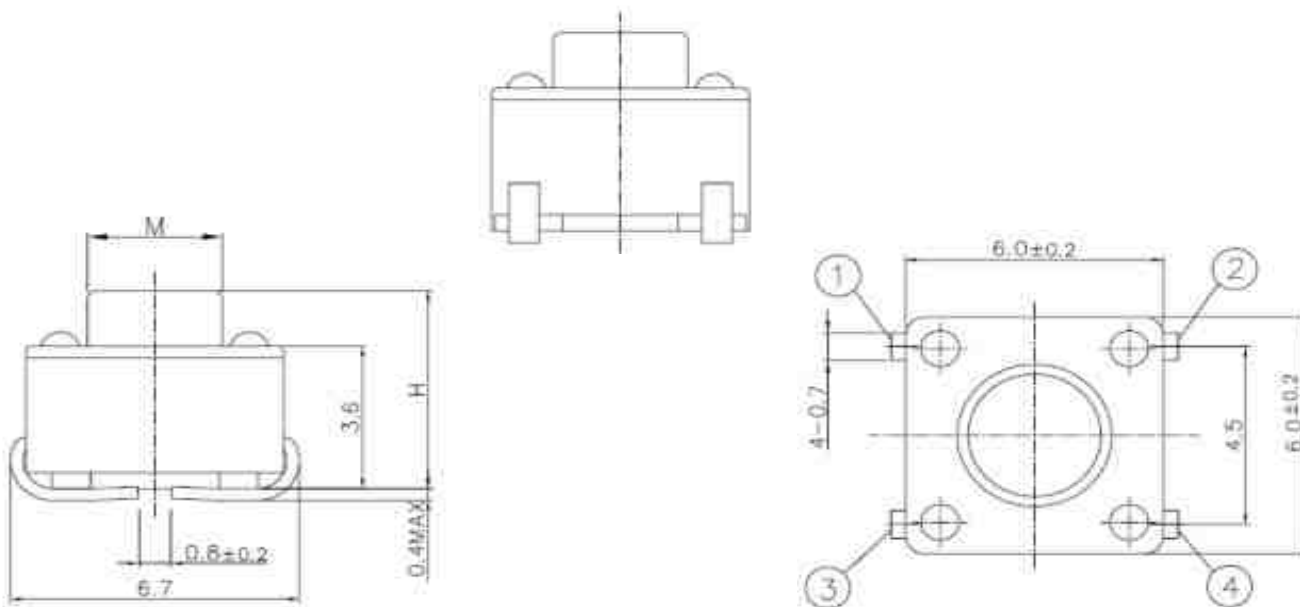
SPECIFICATION:

Current Rating:	DC12V / 50mA
Insulator Resistance:	100 Mega Ω min.
Contact Resistance:	100 m Ω max.
Travel:	0,25 / +/- 0,1mm
Operating Temperature:	.-40°C to +105°C
Lifetime:	look order code
Operating Force:	look order code

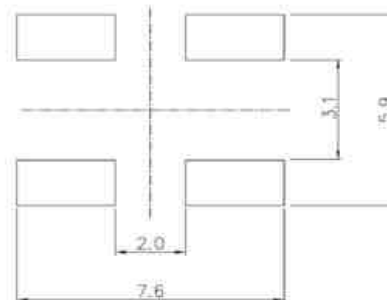
Common Specifications

Life Test	50/80 Cycles / Min with 5VDC 5mA Resistive load Cycles of Operation: As per individual Specifications
Dry Heat Proof	80°C +/- 2°C for 96hours after Test Kept in Normal Condition for 30Min.
Moisture Resistance	60°C +/- 2°C 90~95% RH for 96 Hours After Test, Kept in Normal Condition for 30 Minutes
Cold Proof	. 30°C for 96 Hours After Test Kept in Normal Condition for 30 Minutes.
Operating Force	If refers to the maximum load at the time of switching over of the contacts. (Point A in the figure)
Travel	This refers to the state of repeating the contact opening or closing momentarily at the time of the changeover of the switch to ON or OFF. Longer duration of this state

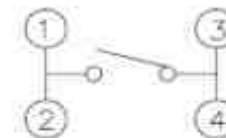
Drawing



PCB Layout



Circuit Diagram



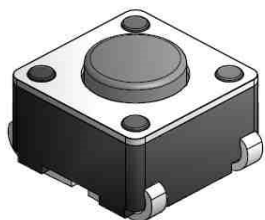
SMT TACT SWITCH

Part No.: **Q12033**

Customer:

DRW:	Jason	CHKD	Wilson	MATL:	Wilson	TOLERANCE	Mason	DATE	02.07.2009
APPD:	Schumi			FINISH	Jamy		Sheet No.	1 from 3	

EDCON-COMPONENTS



Ordering Informations

Serie	Total length look Table 1	Function	Operating Force	Function	Electrical life	Function	ROHS	Packing		
-------	------------------------------	----------	--------------------	----------	-----------------	----------	------	---------	--	--

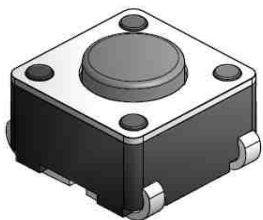
Q12033	-	043	N	101	N	803	N	R	TR	
---------------	---	------------	----------	------------	----------	------------	----------	----------	-----------	--

043 = 4,3mm	N = No function	101 = 100gr	N = No function	803 = 80000 cycles by 100gr. O-Force	N = No function	R = non ROHS	TR = Tape / Reel
050 = 5,0mm		131 = 130gr		803 = 80000 cycles by 130gr. O-Force		R = ROHS conform	
070 = 7,0mm		161 = 160gr		803 = 80000 cycles by 160gr. O-Force			
073 = 7,3mm		251 = 250gr		503 = 50000 cycles by 250gr. O-Force			
080 = 8,0mm		351 = 350gr		503 = 50000 cycles by 350gr. O-Force			
085 = 8,5mm		501 = 500gr		303 = 30000 cycles by 500gr. O-Force			
095 = 9,5mm							
097 = 9,7mm							
108 = 10,8mm	131 = 13,0mm						
125 = 12,5mm	181 = 18,1mm						
130 = 13,0mm	170 = 17,0mm						
135 = 13,5mm	163 = 16,3mm						

Table 1		
H-Code	Length (mm)	M (mm)
043	4,3	3,4
050	5,0	3,4
070	7,0	3,4
080	8,0	3,4
095	9,5	3,3
073	7,3	3,3
125	12,5	3,3
135	13,5	2,8
170	17,0	2,8
163	16,3	2,8
130	13,0	2,8
108	10,8	3,05
097	9,7	2,8
085	8,5	3,2
181	18,1	3,0
131	13,0	3,3

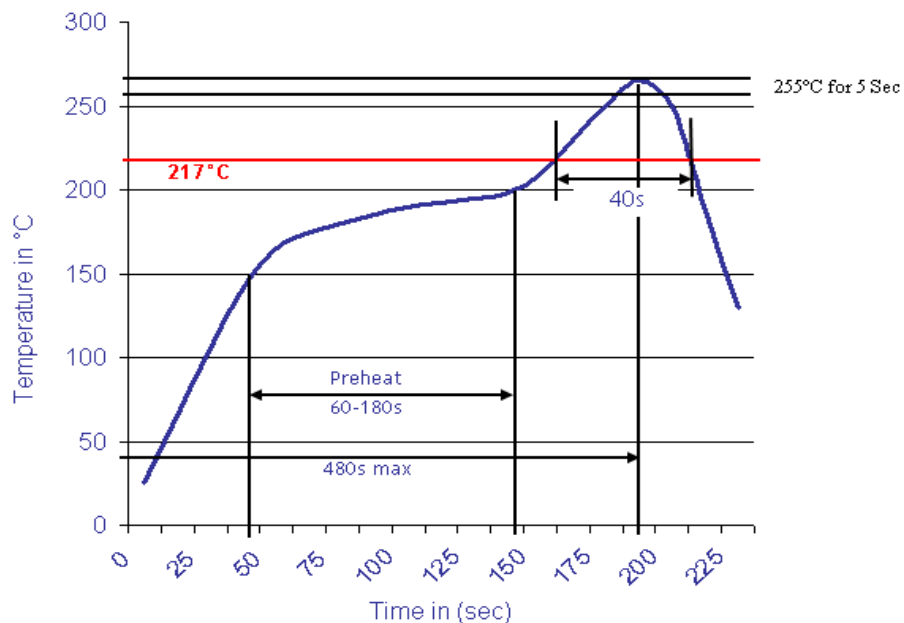
SMT TACT SWITCH	
Part No.:	Q12033
Customer:	

DRW:	Jason	CHKD	Wilson	MATL:	Wilson	TOLERANCE	Mason	DATE	02.07.2009
APPD:	Schumi			FINISH	Jamy		Sheet No.		2 from 3



Soldering Profile for Lead Free Soldering

Classification Reflow Profile (JEDEC J-STD-020C)



SMT TACT SWITCH

Part No.: **Q12033**

Customer:

DRW:	Jason	CHKD	Wilson	MATL:	Wilson	TOLERANCE	Mason	DATE	02.07.2009
APPD:	Schumi			FINISH	Jamy		Sheet No.	3 from 3	