

EDCON-COMPONENTS



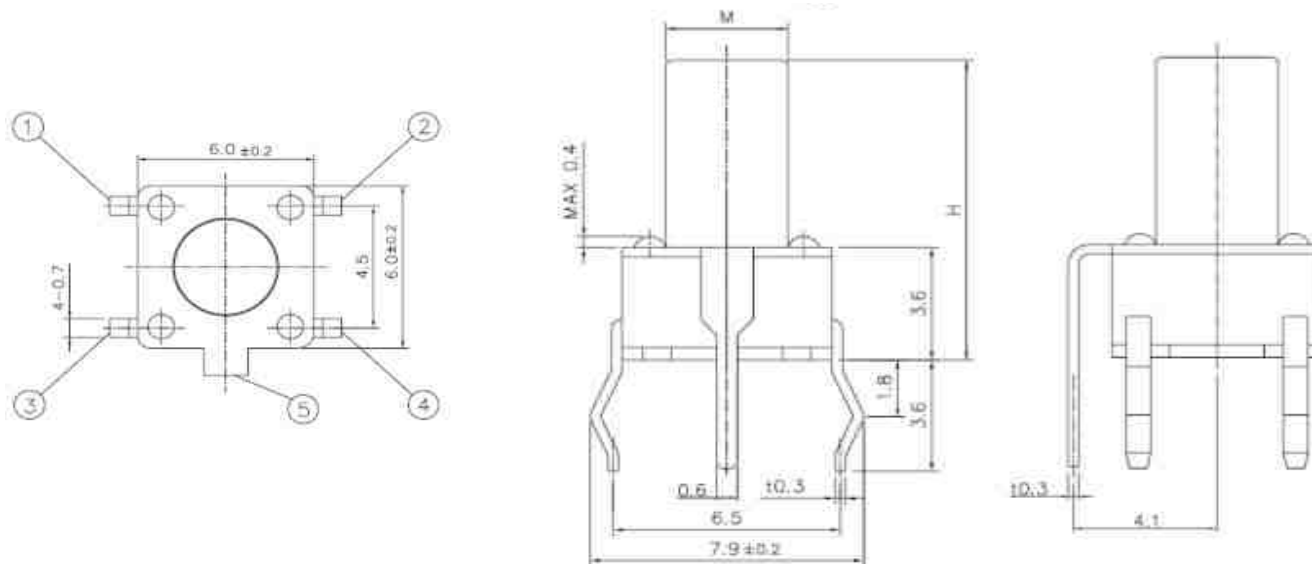
SPECIFICATION:

Current Rating: DC12V / 50mA
 Insulator Resistance: 100 Mega Ω min.
 Contact Resistance: 100 m Ω max.
 Travel: 0,25 / +/- 0,1mm
 Operating Temperature: -40°C to +105°C
 Lifetime: look order code
 Operating Force: look order code

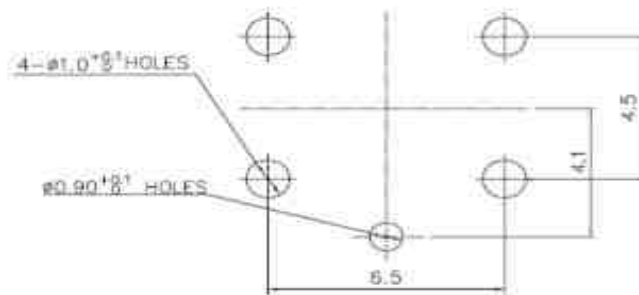
Common Specifications

Life Test	50/80 Cycles / Min with 5VDC 5mA Resistive load Cycles of Operation: As per individual Specifications
Dry Heat Proof	80°C +/- 2°C for 96hours after Test Kept in Normal Condition for 30Min.
Moisture Resistance	60°C +/- 2°C 90~95% RH for 96 Hours After Test, Kept in Normal Condition for 30 Minutes
Cold Proof	-30°C for 96 Hours After Test Kept in Normal Condition for 30 Minutes.
Operating Force	If refers to the maximum load at the time of switching over of the contacts. (Point A in the figure)
Travel	This refers to the state of repeating the contact opening or closing momentarily at the time of the changeover of the switch to ON or OFF. Longer duration of this state

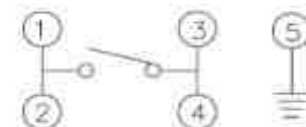
Drawing



PCB Layout



Circuit Diagram




TACT SWITCH THT
6,0x6,0mm

Part No.: **Q11023**

DRW:	Jason	CHKD	Wilson	MATL:	Wilson	TOLERANCE	Mason	DATE	02.07.2009
APPD:	Schumi			FINISH	Jamy		Sheet No.	1 from 3	Customer:

EDCON-COMPONENTS



Ordering Informations


Serie	Total length (L)	Function	Operating Force	Function	Electrical life	Function	ROHS	Packing		
Q11023	043	N	101	N	803	N	R	BU102		
	043= 4,3mm	N= No function	101 = 100gr	N= No function	803= 80000 cycles of 100gr. O-Force	N= No function	N= non ROHS	BU= Bulk Ware 1000PCS		
	050= 5,0mm		131 = 130gr		803= 80000 cycles of 130gr. O-Force		R= ROHS conform			
	070= 7,0mm		161= 160gr		803= 80000 cycles of 180gr. O-Force					
	073= 7,3mm		251= 250gr		503= 50000 cycles of 250gr. O-Force					
	080= 8,0mm		351= 350gr		503= 50000 cycles of 350gr. O-Force					
	085= 8,5mm		501= 500gr		303= 30000 cycles of 500gr. O-Force					
	095= 9,5mm									
	097= 9,7mm									
	108= 10,8mm									
	125= 12,5mm	181= 18,1mm								
	130= 13,0mm	170= 17,0mm								
	135= 13,5mm	163= 16,3mm								

**TACT SWITCH THT
6,0x6,0mm**

Part No.: **Q11023**

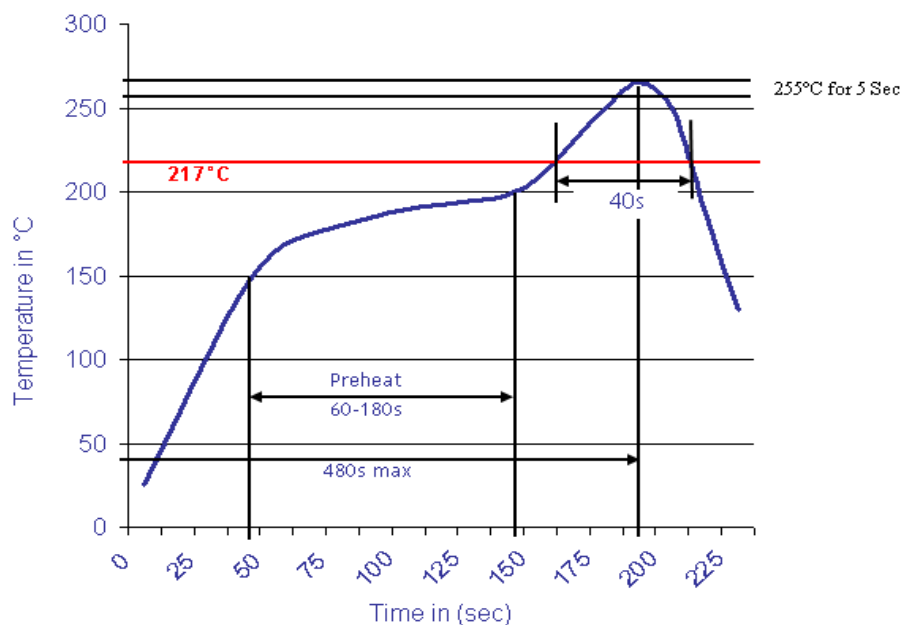
Customer:

DRW:	Jason	CHKD	Wilson	MATL:	Wilson	TOLERANCE	Mason	DATE	02.07.2009
APPD:	Schumi			FINISH	Jamy		Sheet No.		2 from 3



Soldering Profile for Lead Free Soldering

Classification Reflow Profile (JEDEC J-STD-020C)



**TACT SWITCH THT
6,0x6,0mm**

Part No.: **Q11023**

DRW:	Jason	CHKD	Wilson	MATL:	Wilson	TOLERANCE	Mason	DATE	02.07.2009
APPD:	Schumi			FINISH	Jamy		Sheet No.	3 from 3	Customer: