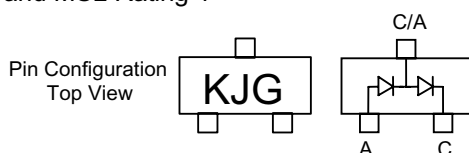


TM

BAV99WT

Features

- Low Current Leakage
- Low Cost
- Small Outline Surface Mount Package
- Case Material: Molded Plastic. UL Flammability Classificatio Rating 94-0 and MSL Rating 1

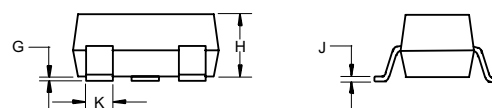
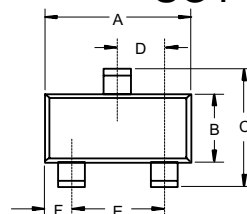


200mW 75Volt Plastic-Encapsulate Diode

Maximum Ratings

- Operating Temperature: -55°C to +150°C
- Storage Temperature: -55°C to +150°C

SOT-323

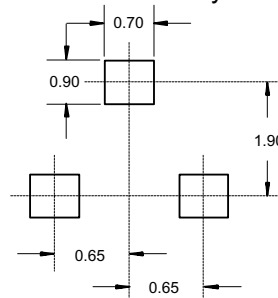


Electrical Characteristics @ 25°C Unless Otherwise Specified

Reverse Voltage	V_R	75V	
Average Rectified Output Current	I_O	150mA	
Power Dissipation	P_{TOT}	200mW	
Maximum Instantaneous Forward Voltage	V_F	715mV 855mV 1000mV 1250mV	$I_{FM} = 1mA;$ $I_{FM} = 10mA;$ $I_{FM} = 50mA;$ $I_{FM} = 150mA;$
Maximum DC Reverse Current At Rated DC Blocking Voltage	I_R	2.5 μ A	$V_R=75Volts$ $T_J = 25^\circ C$
Typical Junction Capacitance	C_J	2.0pF	Measured at 1.0MHz, $V_R=0V$
Reverse Recovery Time	T_{rr}	4nS	$I_F=10mA$ $V_R = 0V$ $R_L=100\Omega$

DIM	INCHES		MM		NOTE
	MIN	MAX	MIN	MAX	
A	.071	.087	1.80	2.20	
B	.045	.053	1.15	1.35	
C	.079	.087	2.00	2.20	
D	.026 Nominal		0.65Nominal		
E	.047	.055	1.20	1.40	
F	.012	.016	.30	.40	
G	.000	.004	.000	.100	
H	.035	.039	.90	1.00	
J	.004	.010	.100	.250	
K	.012	.016	.30	.40	

Suggested Solder Pad Layout



*Pulse test: Pulse width 300 μ sec, Duty cycle 2%

BAV99WT

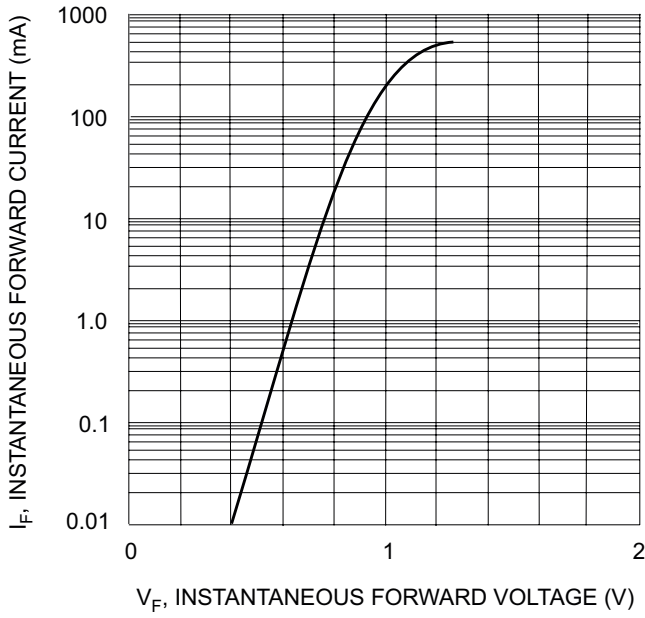


Fig. 1 Forward Characteristics

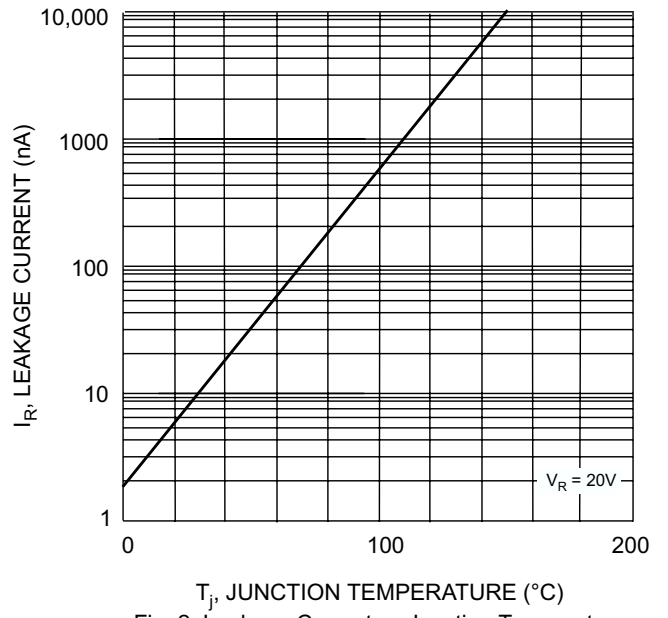


Fig. 2 Leakage Current vs Junction Temperature

Ordering Information

Device	Packing
(Part Number)-TP	Tape&Reel;3Kpcs/Reel