

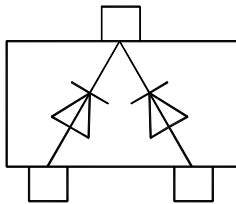
TM

BAV70WT

Features

- Power dissipation: 200mW ($T_{amb}=25^{\circ}C$)
- Case Material: Molded Plastic. UL Flammability Classification Rating 94V-0 and MSL Rating 1
- For Surface Mount Application

Marking KJA

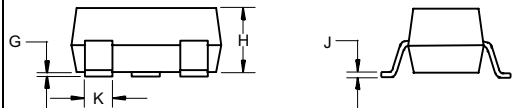
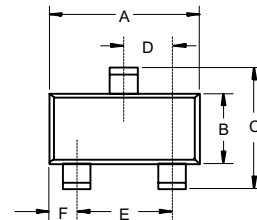


200mW Switching Diode

Maximum Ratings

- Operating Temperature: $-55^{\circ}C$ to $+150^{\circ}C$
- Storage Temperature: $-55^{\circ}C$ to $+150^{\circ}C$

SOT-323

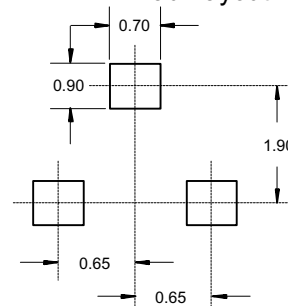


Electrical Characteristics @ 25°C Unless Otherwise Specified

Reverse Voltage	V_R	75V	$I_R=100 \mu A$
Peak Forward Current	I_F	150mA	
Maximum Instantaneous Forward Voltage	V_F	0.715V 0.855 1.0V 1.25V	$I_{FM}=1mA$; $I_{FM}=10mA$; $I_{FM}=50mA$; $I_{FM}=150mA$;
Maximum DC Reverse Current At Rated DC Blocking Voltage	I_R	2.5 μA	$V_R=75Volts$
Diode Capacitance	C_D	2pF	Measured at 1.0MHz, $V_R=0V$
Reverse Recovery Time	T_{rr}	4ns	$I_F=I_R=10mA$ $I_{rr}=0.1I_R$ $R_L=100 \Omega$

DIM	DIMENSIONS				NOTE
	INCHES		MM		
A	.071	.087	1.80	2.20	
B	.045	.053	1.15	1.35	
C	.079	.087	2.00	2.20	
D	.026 Nominal		0.65Nominal		
E	.047	.055	1.20	1.40	
F	.012	.016	.30	.40	
G	.000	.004	.000	.100	
H	.035	.039	.90	1.00	
J	.004	.010	.100	.250	
K	.012	.016	.30	.40	

Suggested Solder Pad Layout



Ordering Information

Device	Packing
(Part Number)-TP	Tape&Reel;3Kpcs/Reel