

# BAV23/A/C/S

## Features

- Fast Switching Speed
- Operating and storage junction temperature range -65°C To 150°C
- Case Material: Molded Plastic. UL Flammability Classificatio Rating 94-0 and MSL Rating 1

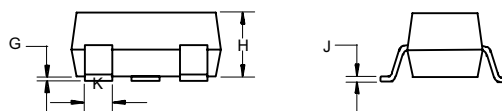
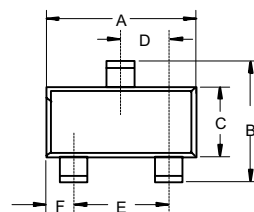
350mW

Small Signal Diode

## Maximum Ratings

Symbol	Parameter	Rating	Unit
V <sub>BR</sub>	Reverse Breakdown Vlotage @ I <sub>R</sub> =100uA	250	V
V <sub>R</sub>	Continuous Reverse Voltage	200	V
V <sub>R(RMS)</sub>	RMS Reverse Voltage	141	V
I <sub>FM</sub>	Forward DC Current at Tamb=25°C	225	mA
R <sub>θJA</sub>	Thermal Resistance Junction to Ambient Air	357	°C/W
P <sub>d</sub>	Power Dissipation	350	mW
I <sub>FSM</sub>	Non-Repetitive Peak Forward Surge Current @ t = 1.0μs @ t = 100μs	9.0 3.0	A

## SOT-23

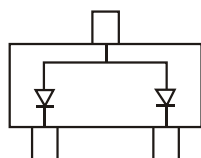
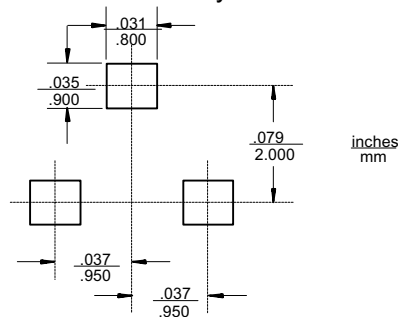


DIM	INCHES		MM		NOTE
	MIN	MAX	MIN	MAX	
A	.110	.120	2.80	3.04	
B	.083	.098	2.10	2.64	
C	.047	.055	1.20	1.40	
D	.035	.041	.89	1.03	
E	.070	.081	1.78	2.05	
F	.018	.024	.45	.60	
G	.0005	.0039	.013	.100	
H	.035	.044	.89	1.12	
J	.003	.007	.085	.180	
K	.015	.020	.37	.51	

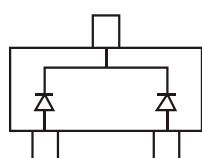
## Electrical Characteristics @ 25°C Unless Otherwise Specified

Symbol	Parameter	Min	Typ	Max	Units
V <sub>F</sub>	Forward Voltage (I <sub>F</sub> =100mA) (I <sub>F</sub> =200mA)	---	---	1.00 1.25	V
I <sub>R</sub>	Leakage Current (V <sub>R</sub> =250V)	---	---	100	nA
C <sub>tot</sub>	Capacitance (V <sub>R</sub> =0, f=1.0MHz)	---	5	---	pF
t <sub>rr</sub>	Reverse Recovery Time (I <sub>F</sub> =30mA, I <sub>R</sub> =30mA) (I <sub>rr</sub> =3.0mA, R <sub>L</sub> =100OHMS)	---	---	50	ns

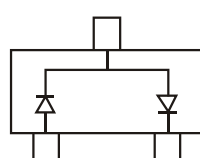
## Suggested Solder Pad Layout



BAV23A Marking : KT7



BAV23C Marking : KT6



BAV23S Marking : KL31

# BAV23/A/C/S

TM

## Typical Characteristics

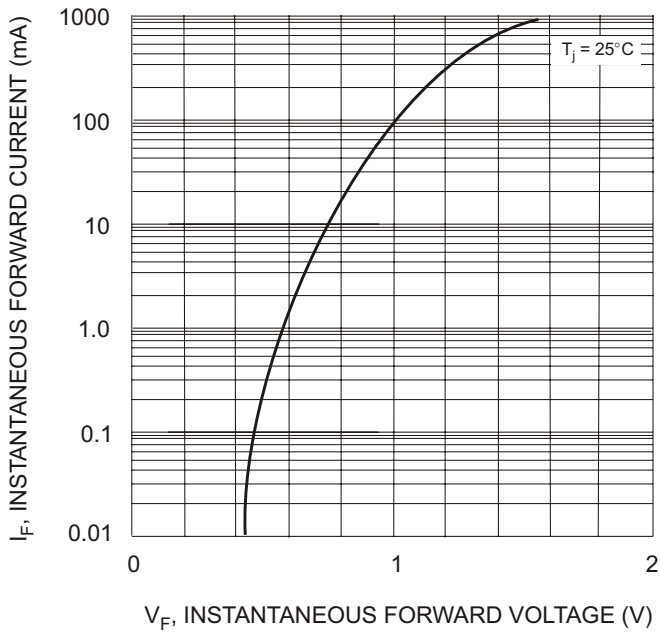


Fig. 1 Forward Characteristics

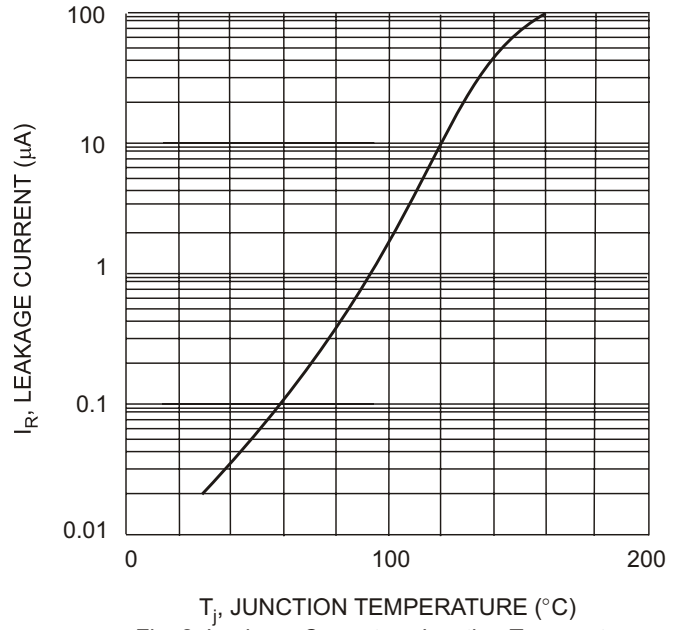


Fig. 2 Leakage Current vs Junction Temperature

## Ordering Information

Device	Packing
(Part Number)-TP	Tape&Reel;3Kpcs/Reel