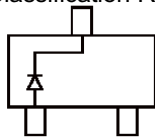


BAS21T

150mW 250 Volt Switching Diode

Features

- Ultra-Small Surface Mount Package
- Fast Switching Speed
- For General Purpose Switching Applications
- High Conductance
- Case Material: Molded Plastic. UL Flammability Classification Rating 94V-0 and MSL Rating 1

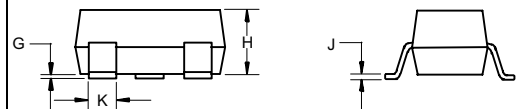
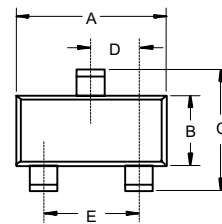


Marking : T3

Maximum Ratings

- Operating Temperature: -65°C to +150°C
- Storage Temperature: -65°C to +150°C

SOT-523



Electrical Characteristics @ 25°C Unless Otherwise Specified

Peak Repetitive Reverse Voltage	V_{RRM}	250V	
Average Rectified Output Current	I_o	200mA	
Power Dissipation	P_D	150mW	
Peak Forward Surge Current @t=1.0us @t=1.0s	I_{FSM}	2.5A 0.5A	
Maximum Instantaneous Forward Voltage	V_F	1V 1.25V	IF=100mA IF=200mA
Maximum DC Reverse Current At Rated DC Blocking Voltage	I_R	100nA	$V_R=250$ Volts
Typical Total Capacitance	C_T	5pF	Measured at 1.0MHz, $V_R=0$ V
Reverse Recovery Time	T_{rr}	50nS	IF = IR = 30mA, Irr = 0.1 x IR, RL = 100Ω

DIM	DIMENSIONS				NOTE
	INCHES		MM		
	MIN	MAX	MIN	MAX	
A	.059	.067	1.50	1.70	
B	.030	.033	0.75	0.85	
C	.057	.069	1.45	1.75	
D	.020 Nominal		0.50Nominal		
E	.035	.043	0.90	1.10	
G	.000	.004	.000	.100	
H	.028	.031	.70	0.80	
J	.004	.008	.100	.200	
K	.010	.014	.25	.35	

BAS21T

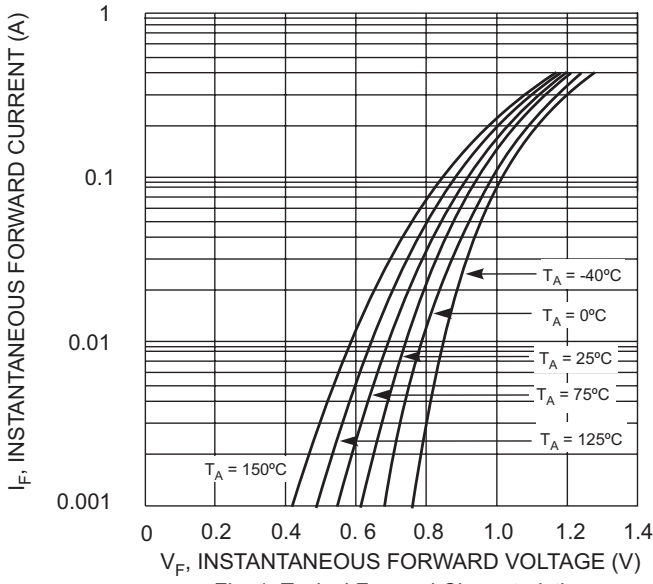


Fig. 1 Typical Forward Characteristics

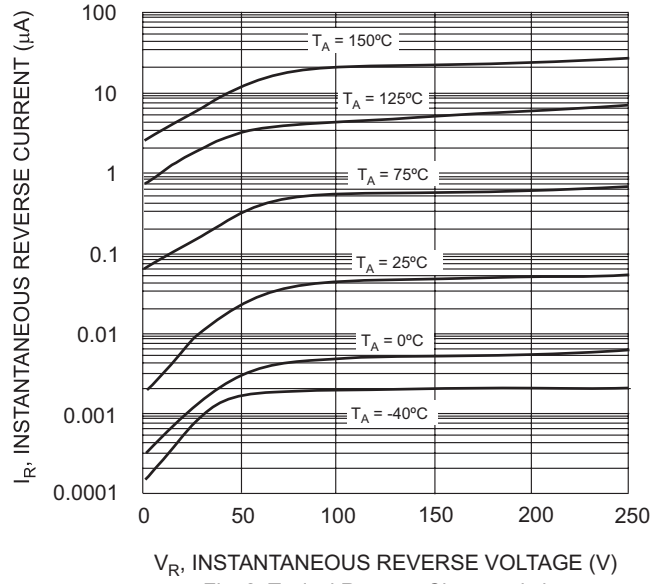


Fig. 2 Typical Reverse Characteristics

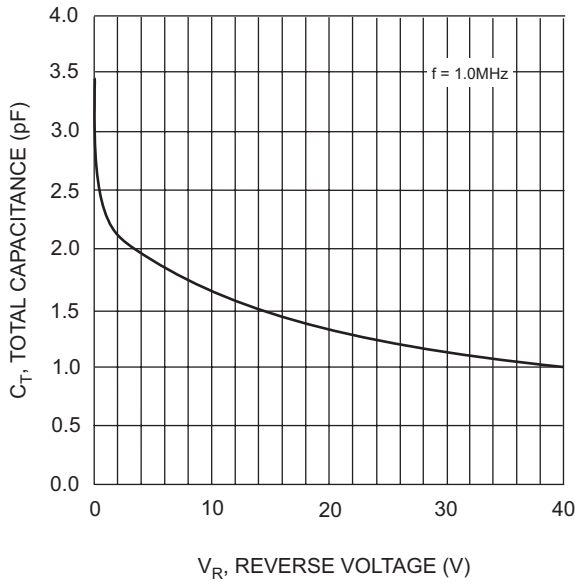


Fig. 3 Typical Capacitance vs. Reverse Voltage

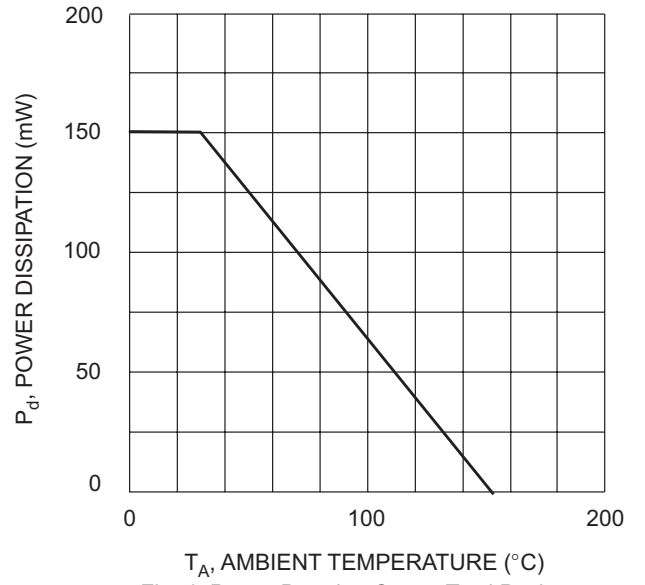


Fig. 4 Power Derating Curve, Total Package

Ordering Information

Device	Packing
(Part Number)-TP	Tape&Reel;3Kpcs/Reel
