

TM

BAS16V

Features

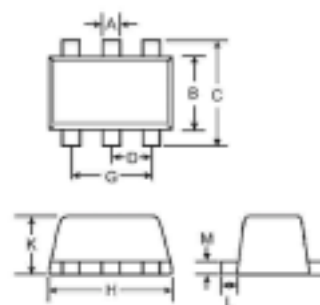
- Fast Switching Speed
- For General Purpose Switching Applications
- High Conductance
- Lead Free Plating
- Case Material: Molded Plastic. UL Flammability Classification Rating 94V-0 and MSL Rating 1

**150mW
Switching Diodes**

Maximum Ratings

Symbol	Rating	Rating	Unit
V_{RM}	Non-Repetitive Peak Reverse Voltage	100	V
V_{RRM}	Peak Repetitive Reverse Voltage	75	V
V_{RWM}	Working Peak Reverse Voltage		
V_R	DC Blocking Voltage		
I_O	Average Rectified Output Current	200	mA
$R_{\theta JA}$	Thermal Resistance Junction to Ambient	833	$^{\circ}C/W$
P_D	Power dissipation	150	mW
T_J	Junction Temperature	150	$^{\circ}C$
T_{STG}	Storage Temperature	-65 to +150	$^{\circ}C$

SOT-563



Electrical Characteristics @ 25°C Unless Otherwise Specified

Symbol	Parameter	Min	Max	Test Conditions
$V_{(BR)}$	Reverse Breakdown Voltage	75V		$I_R=100 \mu A$
I_R	Reverse Voltage Leakage Current		25nA 1 μA	$V_R=20V$ $V_R=75V$
V_F	Forward Voltage		715mV 855mV 1000mV 1250mV	$I_F=1mA$ $I_F=10mA$ $I_F=50mA$ $I_F=150mA$
C_T	Total Capacitance		2pF	$V_R=0, f=1MHz$
t_{rr}	Reverse Recovery Time		4ns	$I_{rr}=1mA, I_R=I_F=10mA,$ $R_L=100 \Omega$

DIM	DIMENSIONS				NOTE
	INCHES		MM		
	MIN	MAX	MIN	MAX	
A	.006	.011	0.15	0.30	
B	.043	.049	1.10	1.25	
C	.061	.067	1.55	1.70	
D	.020		0.50		
G	.035	.043	0.90	1.10	
H	.059	.067	1.50	1.70	
K	.022	.023	0.56	0.60	
L	.004	.011	0.10	0.30	
M	.004	.007	0.10	0.18	

BAS16V

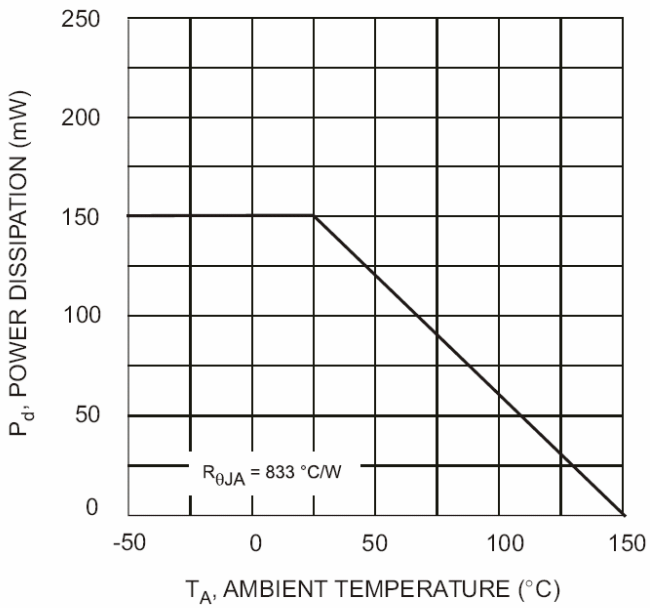


Fig. 1, Derating Curve - Total

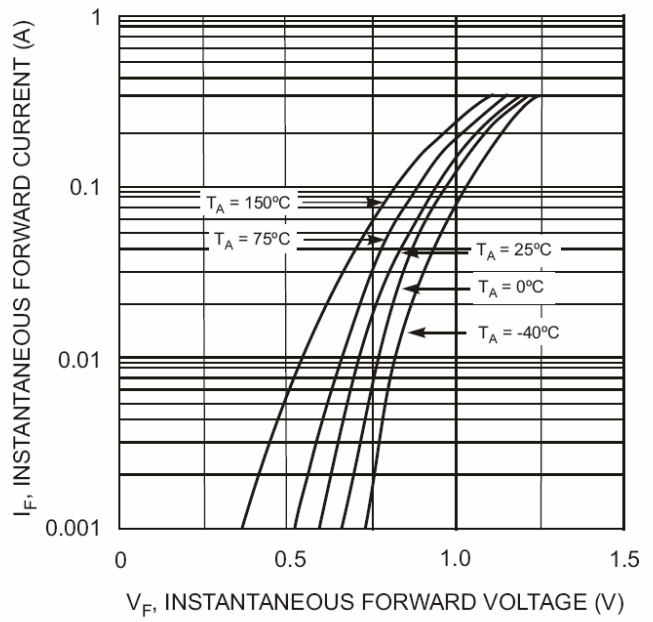


Fig. 2 Forward Characteristics

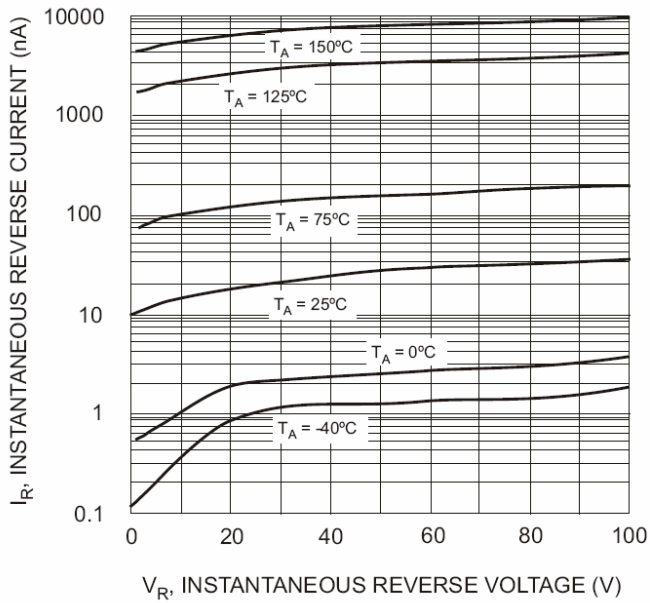


Fig. 3 Typical Reverse Characteristics

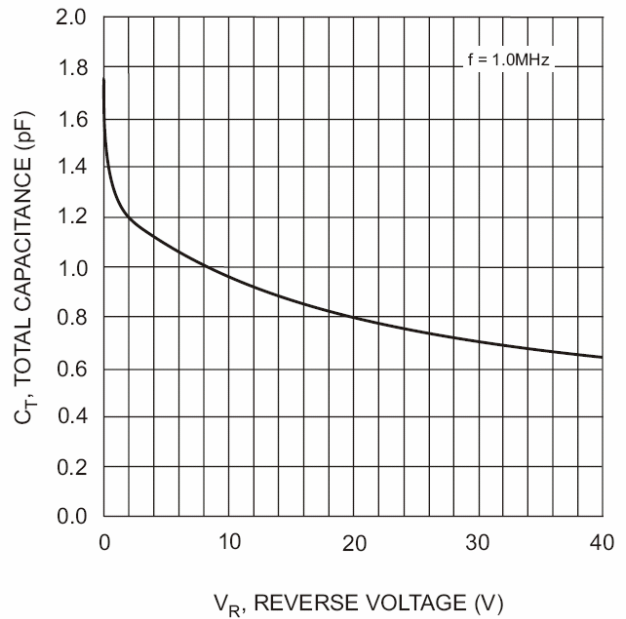
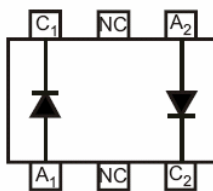


Fig. 4 Typical Capacitance vs. Reverse Voltage



Marking: KAM

Ordering Information

Device	Packing
(Part Number)-TP	Tape&Reel;3Kpcs/Reel