

# 1N4448WX

## High Speed Switching Diode 200mW

### Features

- Lead Free Finish/RoHS Compliant ("P" Suffix designates RoHS Compliant. See ordering information)
- Fast Switching Speed
- Ultra Small Surface Mount Package
- For General Purpose Switching Applications
- High Conductance

### Mechanical Data

- Case: SOD-323, Molded Plastic
- Polarity: Indicated by Cathode Band
- Case Material: Molded Plastic. UL Flammability Classification Rating 94V-0 and MSL Rating 1
- Marking : T5

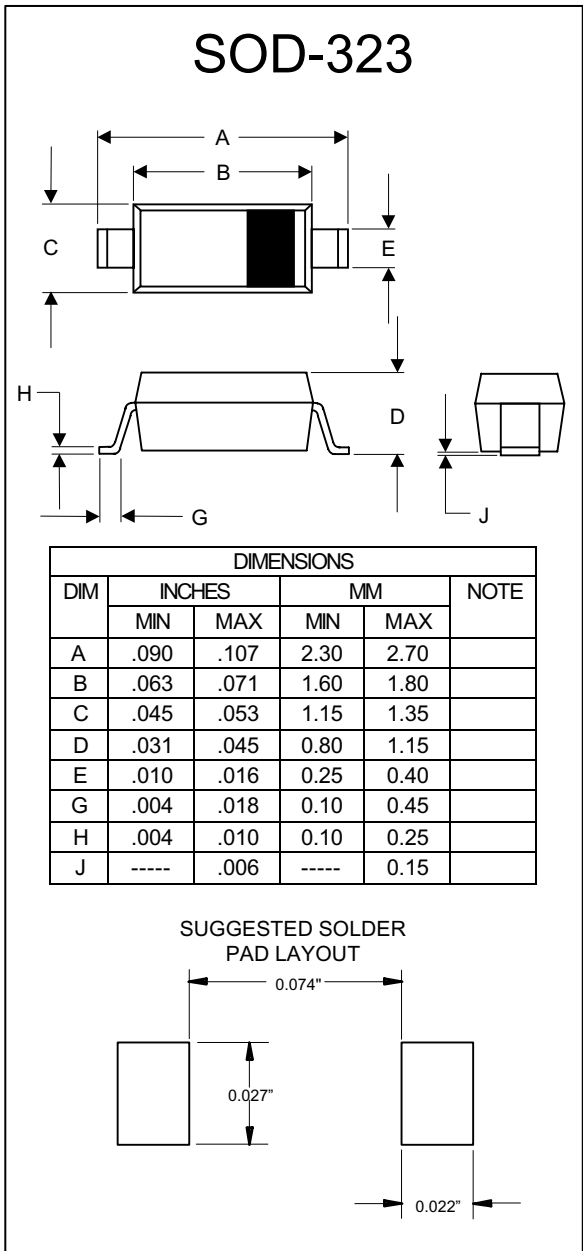
### Maximum Ratings @ 25°C Unless Otherwise Specified

Characteristic	Symbol	Value	Unit
Non-Repetitive Peak Reverse Volt.	$V_{RM}$	100	V
Peak Repetitive Reverse Voltage	$V_{RRM}$	75	V
Working Peak Reverse Voltage	$V_{RWM}$		
DC Blocking Voltage	$V_R$		
RMS Reverse Voltage	$V_{R(RMS)}$	53	V
Forward Continuous Current(Note 1)	$I_{FM}$	500	mA
Average Rectified Output Current	$I_o$	250	mA
Non-Repetitive Peak @ $t=1.0\mu s$ Forward Surge Current @ $t=1.0s$	$I_{FSM}$	4 2	A A
Power Dissipation(Note 1)	$P_d$	200	mW
Thermal Resistance(Note 1)	$R_{\theta JA}$	625	K/W
Operation/Storage Temp. Range	$T_j, T_{STG}$	-65 to +150	°C

### Electrical Characteristics @ 25°C Unless Otherwise Specified

Charateristic	Symbol	Max	Unit	Test Cond.
Maximum Forward Voltage Drop	$V_{FM}$	0.720	V	$I_F=5.0mA$
		0.855		$I_F=10mA$
		1		$I_F=100mA$
		1.25		$I_F=150mA$
Maximum Peak Reverse Current	$I_{RM}$	2.5	uA	$V_R=75V$
		50		$V_R=75V T_j=150^\circ C$
		30		$V_R=25V T_j=150^\circ C$
		25		$V_R=20V$
Junction Capacitance	$C_j$	4	pF	$V_R=0V, f=1.0MHz$
Reverse Recovery Time	$t_{rr}$	4	ns	$I_F=I_R=10mA, I_{rr}=0.1I_R, R_L=100 OHM$

Notes: 1. Valid provided that terminals are kept at ambient temperature



# 1N4448WX

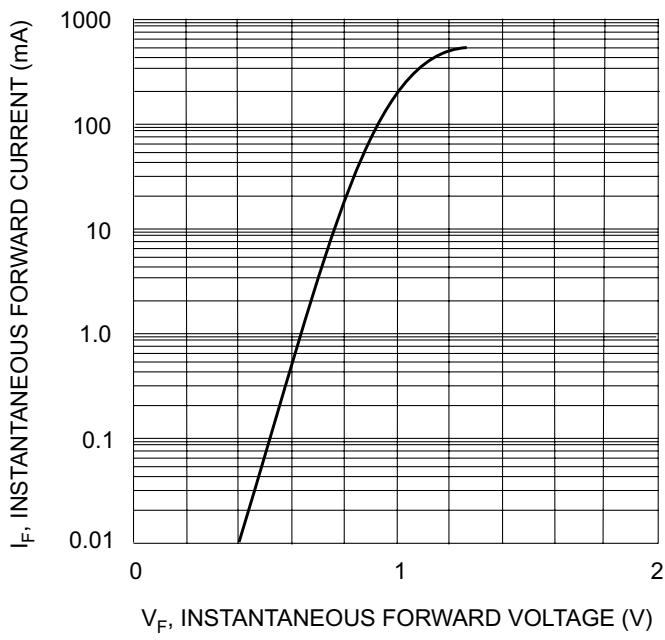


Fig. 1 Forward Characteristics

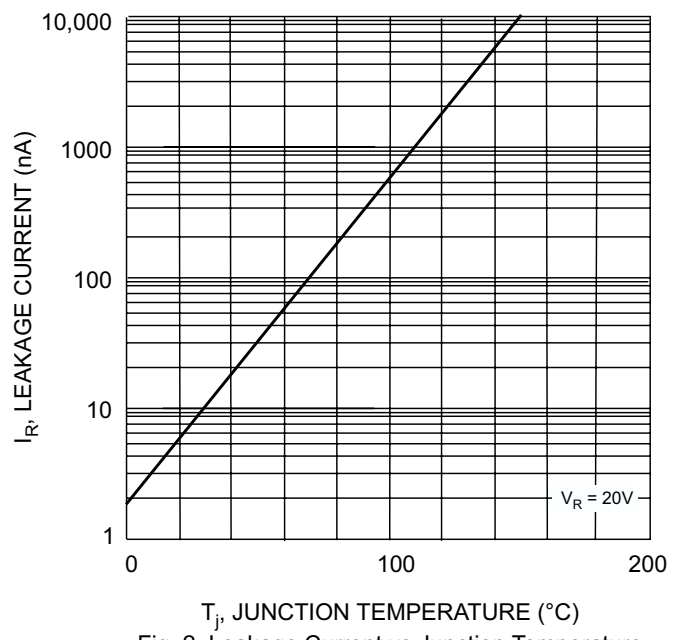


Fig. 2 Leakage Current vs Junction Temperature

## Ordering Information

Device	Packing
(Part Number)-TP	Tape&Reel;3Kpcs/Reel