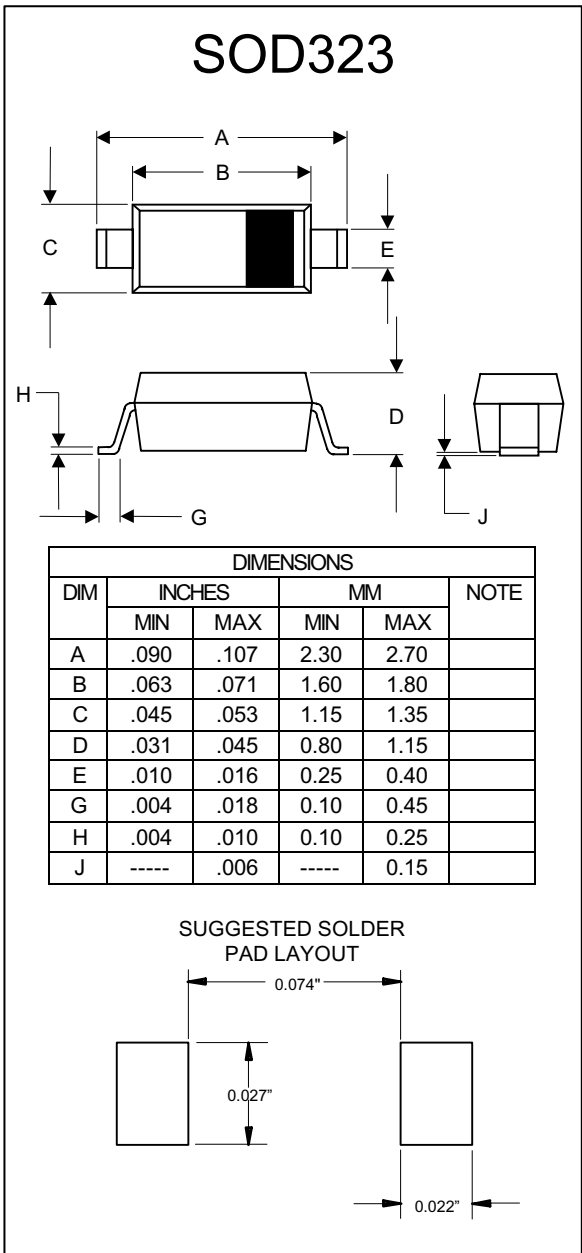


1N4148WX

High Speed Switching Diode 500mW



Features

Lead Free Finish/RoHS Compliant ("P" Suffix designates RoHS Compliant. See ordering information)

- Surface Mount Package Ideally Suited for Automatic Insertion
- For General Purpose Switching Applications
- Fast Switching Speed

Mechanical Data

- Marking : T4
- Terminals: Solderable per MIL-STD-202, Method 208
- Polarity: Indicated by Cathode Band
- Weight: 0.008 grams (approx.)
- Moisture Sensivity: Level 1 per J-STD-020C
- Case Material: Molded Plastic. UL Flammability Classification Rating 94V-0 and MSL Rating 1

Maximum Ratings @ 25°C Unless Otherwise Specified

Reverse Voltage	V_R	100	V
Peak Reverse Voltage	V_{RM}	75	V
Average Rectified Current	$I_{F(AV)}$	300 ⁽¹⁾	mA
Peak Forward Surge Current $t < 1S$	I_{FSM}	2.0	A
Power Dissipation	P_D	500	mW
Thermal Resistance	R_{JA}	315	K/W
Operation/Storage Temp. Range	T_J, T_{STG}	-55 to +150	°C

Electrical Characteristics @ 25°C Unless Otherwise Specified

Maximum Instantaneous Forward Voltage	V_F	1.0V	$I_{FM} = 50mA;$ $T_J = 25°C$ (Note 1)
Maximum DC Reverse Current At Rated DC Blocking Voltage	I_R	25nA 50µA 5.0uA	$V_R = 20Volts$ $T_J = 25°C$ $T_J = 150°C$ $V_R = 75V, T_J = 25°C$
Typical Junction Capacitance	C_J	4pF	$V_F = V_R = 0V$
Maximum Reverse Recovery Time	T_{rr}	4nS	$I_F = 50mA$ $I_{rr} = 0.1I_R$ $R_L = 100Ω$

Notes:

1. Valid provided that terminals are kept at ambient temperature

1N4148WX

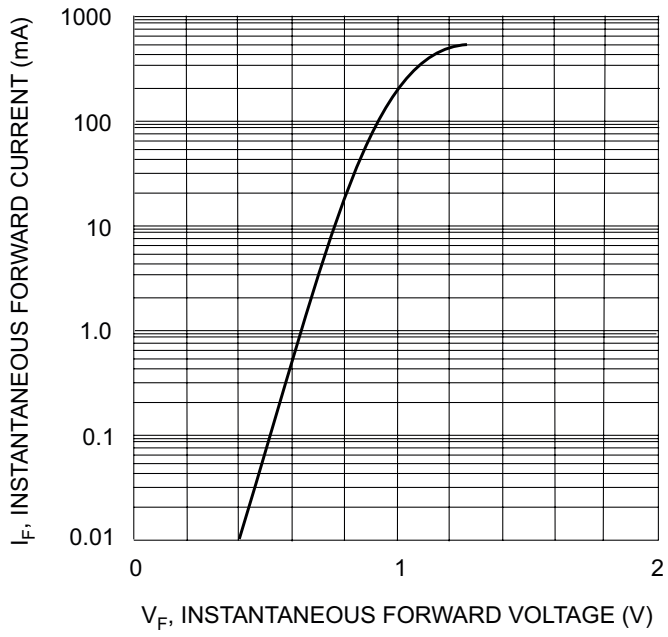


Fig. 1 Forward Characteristics

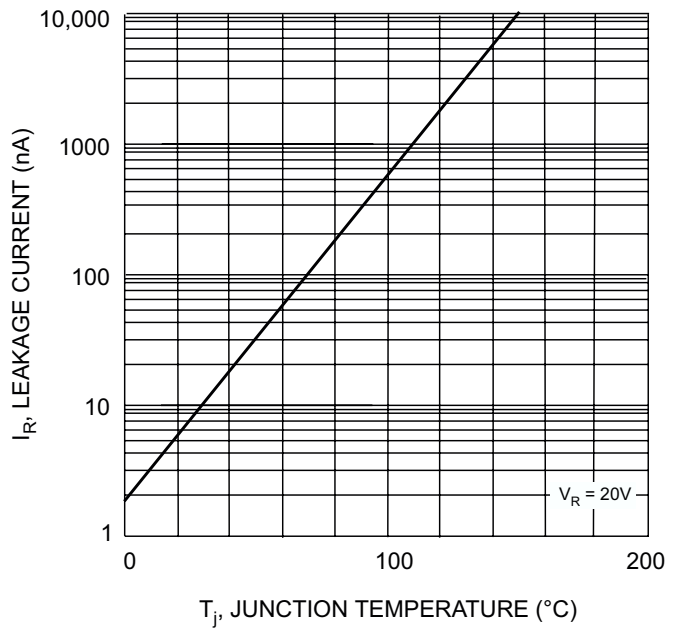


Fig. 2 Leakage Current vs Junction Temperature

Ordering Information

Device	Packing
(Part Number)-TP	Tape&Reel;3Kpcs/Reel