

TM

RB751G-40

Features

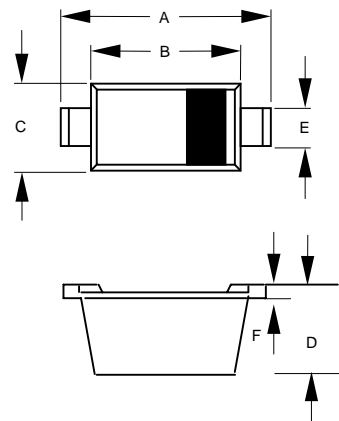
- Low Voltage, Low Inductance
- High Current Rectifier Schottky Diode
- For Power Supply
- Case Material: Molded Plastic. UL Flammability Classification Rating 94V-0 and MSL Rating 1
- Lead Free Finish/RoHS Compliant("P" Suffix designates RoHS Compliant. See ordering information)
- Marking: 5

40 Volts Schottky Barrier Diode

Maximum Ratings

Symbol	Parameter	Rating	Unit
V_{RM}	Peak Reverse Voltage	40	V
V_R	DC Reverse Voltage	30	V
I_O	Mean Rectifying Current	30	mA
I_{FSM}	Peak Forward Surge Current	200	mA
T_J	Junction Temperature	125	°C
T_{STG}	Storage Temperature	-40 to +125	°C

SOD-723



Electrical Characteristics @ 25°C Unless Otherwise Specified

Symbol	Parameter	Min	Typ	Max	Units
--------	-----------	-----	-----	-----	-------

OFF CHARACTERISTICS

V_F	Forward Voltage ($I_F=1mA_{dc}$)	---	---	0.37	Vdc
I_R	Reverse Current ($V_R=30V_{dc}$)	---	---	0.5	μA_{dc}
C_T	Capacitance between Terminals ($V_R=1V, f=1MHz$)	---	2	---	pF

DIM	DIMENSIONS				NOTE
	INCHES		MM		
	MIN	MAX	MIN	MAX	
A	.051	.059	1.30	1.50	
B	.035	.043	0.90	1.10	
C	.022	.026	0.55	0.65	
D	.021	.026	0.525	0.65	
E	.010	.014	0.25	0.35	
F	.003	.006	0.08	0.15	

RB751G-40

●Electrical characteristic curves (Ta = 25°C)

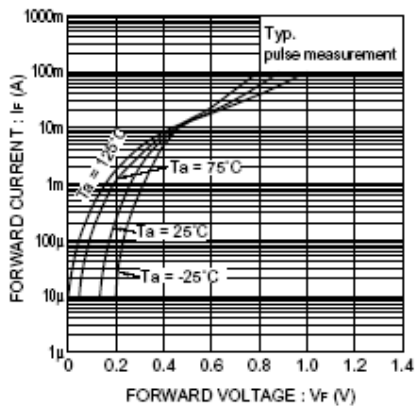


Fig. 1 Forward characteristics

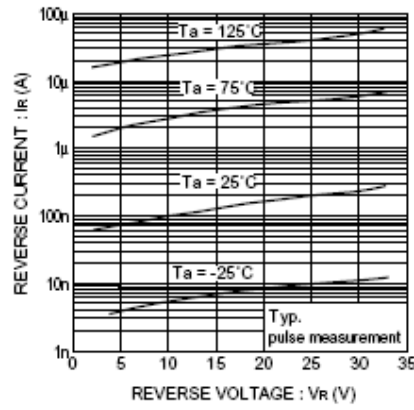


Fig. 2 Reverse characteristics

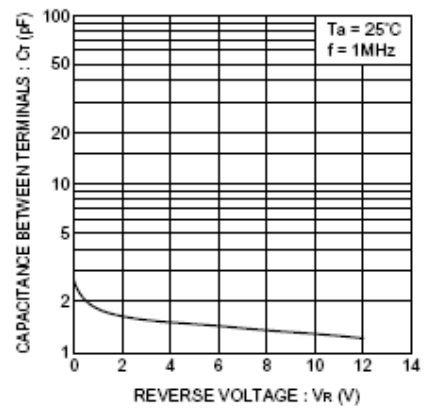


Fig. 3 Capacitance between terminals characteristics

Ordering Information

Device	Packing
(Part Number)-TP	Tape&Reel;3Kpcs/Reel

■

■

■

■

