

™

# RB715F

## Features

- High reliability
- Low  $V_F$  and Low  $I_R$
- Case Material: Molded Plastic. UL Flammability Classification Rating 94-0 and MSL Rating 1
- Marking: 3D

## 30 mA Schottky Barrier Diode 40 Volts

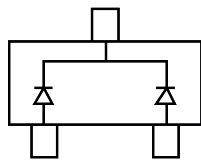
## Maximum Ratings

Symbol	Parameter	Rating	Unit
$V_{RM}$	Peak Reverse Voltage	40	V
$I_F$	Forward Current	30	mA
$I_{FSM}$	Peak Forward Surge Current*	200	mA
$T_J$	Junction Temperature	-55 to +150	°C
$T_{STG}$	Storage Temperature	-55 to +150	°C

\*Rating of per diode(60Hz · 1cyc)

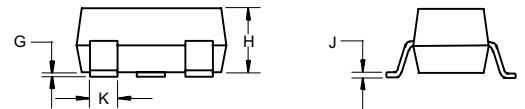
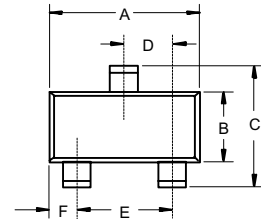
## Electrical Characteristics @ 25°C Unless Otherwise Specified

Symbol	Parameter	Min	Typ	Max	Units
<b>OFF CHARACTERISTICS</b>					
$V_F$	Forward Voltage ( $I_F=1mA_{dc}$ )	---	---	0.37	Vdc
$I_R$	Reverse Current ( $V_R=10V_{dc}$ )	---	---	1	uA <sub>dc</sub>
$C_D$	Diode Capacitance ( $V_R=1V, f=1MHz$ )	---	---	5	PF



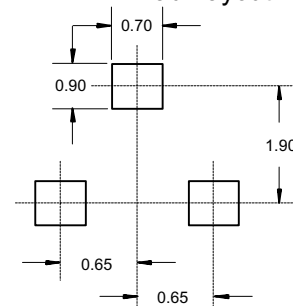
RB715F

## SOT-323



DIM	DIMENSIONS				NOTE
	INCHES		MM		
	MIN	MAX	MIN	MAX	
A	.071	.087	1.80	2.20	
B	.045	.053	1.15	1.35	
C	.079	.087	2.00	2.20	
D	.026 Nominal		0.65Nominal		
E	.047	.055	1.20	1.40	
F	.012	.016	.30	.40	
G	.000	.004	.000	.100	
H	.035	.039	.90	1.00	
J	.004	.010	.100	.250	
K	.012	.016	.30	.40	

## Suggested Solder Pad Layout



## Ordering Information

Device	Packing
(Part Number)-TP	Tape&Reel;3Kpcs/Reel

■

■

■

■

---