

™

BAS70WT THRU BAS70WT-06

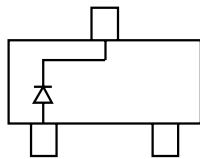
200mW Schottky Barrier Rectifiers 70 Volts

Features

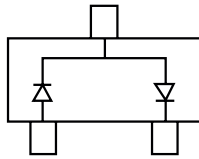
- Low Turn-on Voltage
- Fast Switching
- Ultra-Small Surface Mount Package
- Operating Temperature Range T_j: -55 to +125°C
- Storage Temperature Range T_{STG}: -65 to +150°C

Mechanical Data

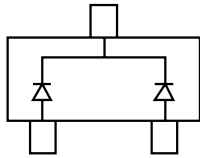
- Case Material: Molded Plastic. UL Flammability Classification Rating 94V-0 and MSL Rating 1
- Marking Code: BAS70WT=K73
BAS70WT-04=K74
BAS70WT-05=K75
BAS70WT-06=K76



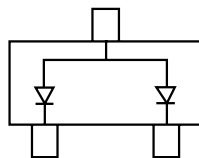
BAS70WT



BAS70WT-04

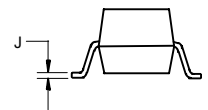
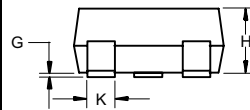
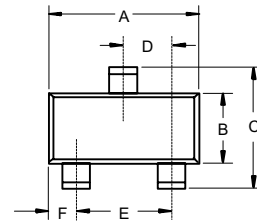


BAS70WT-05



BAS70WT-06

SOT-323

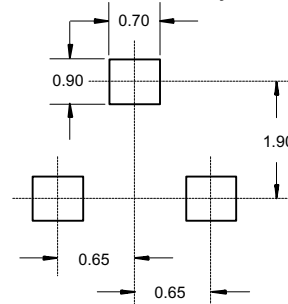


DIM	INCHES		MM		NOTE
	MIN	MAX	MIN	MAX	
A	.071	.087	1.80	2.20	
B	.045	.053	1.15	1.35	
C	.079	.087	2.00	2.20	
D	.026 Nominal		0.65Nominal		
E	.047	.055	1.20	1.40	
F	.012	.016	.30	.40	
G	.000	.004	.000	.100	
H	.035	.039	.90	1.00	
J	.004	.010	.100	.250	
K	.012	.016	.30	.40	

Electrical Characteristics @ 25°C Unless Otherwise Specified

Symbol	Parameter	Min	Typ	Max	Units
V _{(BR)R}	Reverse Breakdown Voltage (I _R =10uAdc)	70	---	---	V
V _F	Forward Voltage (I _F =1.0mAdc, I _F =15mAdc)	---	---	410 1000	mV
I _R	Leakage Current (V _R =50Vdc)	---	---	100	nA
C _D	Junction Capacitance (V _R =0, f=1.0MHz)	---	---	2.0	pF
t _{rr}	Reverse Recovery Time (I _F =10mA through I _R =10mA to I _R =1.0mA)	---	---	5.0	ns

Suggested Solder Pad Layout



Ordering Information

Device	Packing
(Part Number)-TP	Tape&Reel;3Kpcs/Reel