

M

BAS40V

Features

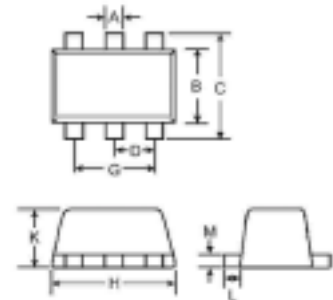
- Fast Switching Speed
- Low Forward Voltage Drop
- PN Junction Guard Ring for Transient and ESD Protection
- Lead Free Plating
- Case Material: Molded Plastic. UL Flammability Classification Rating 94V-0 and MSL Rating 1

**150mW
Schottky Diodes**

Maximum Ratings

Symbol	Rating	Rating	Unit
V_{RRM}	Peak Repetitive Reverse Voltage	40	V
V_{RWM}	Working Peak Reverse Voltage		
V_R	DC Blocking Voltage		
I_O	Average Rectified Output Current	200	mA
$R_{\theta JA}$	Thermal Resistance Junction to Ambient	833	$^{\circ}C/W$
P_D	Power dissipation	150	mW
T_J	Junction Temperature	-55 to +125	$^{\circ}C$
T_{STG}	Storage Temperature	-65 to +150	$^{\circ}C$

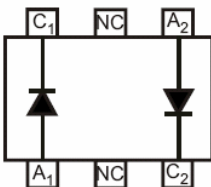
SOT-563



Electrical Characteristics @ 25°C Unless Otherwise Specified

Symbol	Parameter	Min	Max	Test Conditions
$V_{(BR)}$	Reverse Breakdown Voltage	40V		$I_R=10 \mu A$
I_R	Reverse Voltage Leakage Current		200nA	$V_R=30V, t_p<300 \mu s$
V_F	Forward Voltage		380mV 1000mV	$I_F=1mA, t_p<300 \mu s$ $I_F=40mA, t_p<300 \mu s$
C_T	Total Capacitance		5pF	$V_R=0, f=1MHz$
t_{rr}	Reverse Recovery Time		5ns	$I_{rr}=10mA, I_R=I_F=10mA, R_L=100 \Omega$

DIM	DIMENSIONS				NOTE
	INCHES		MM		
	MIN	MAX	MIN	MAX	
A	.006	.011	0.15	0.30	
B	.043	.049	1.10	1.25	
C	.061	.067	1.55	1.70	
D	.020		0.50		
G	.035	.043	0.90	1.10	
H	.059	.067	1.50	1.70	
K	.022	.023	0.56	0.60	
L	.004	.011	0.10	0.30	
M	.004	.007	0.10	0.18	



Marking: KAN

BAS40V

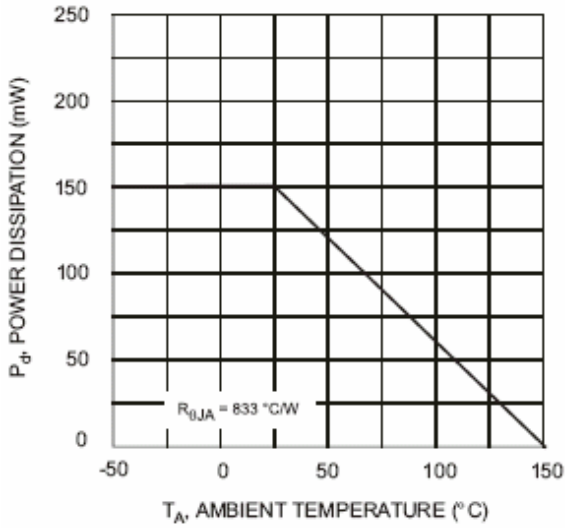


Fig. 1, Derating Curve - Total

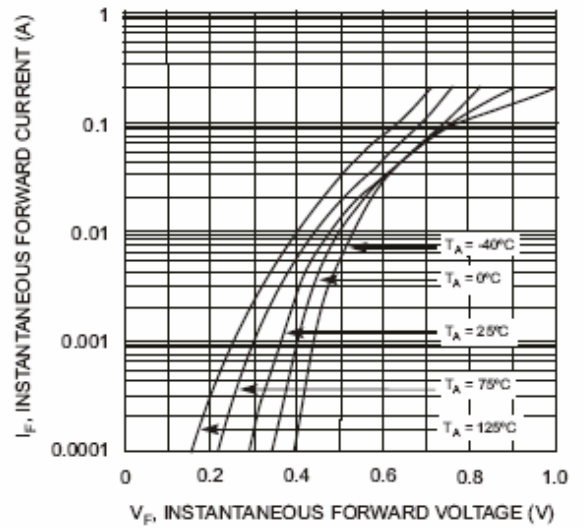


Fig. 2 Typical Forward Voltage

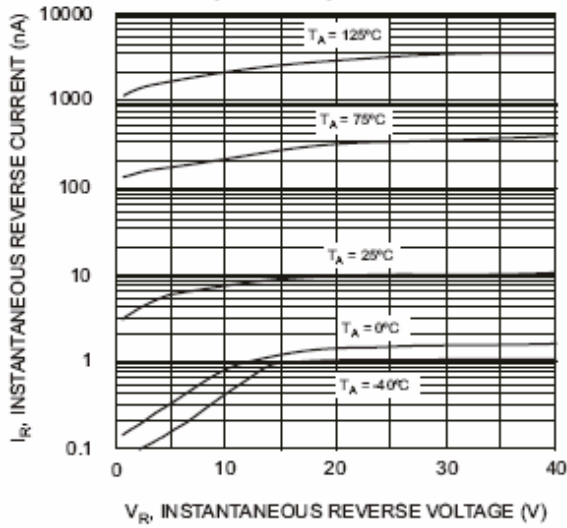


Fig. 3 Typical Reverse Characteristics

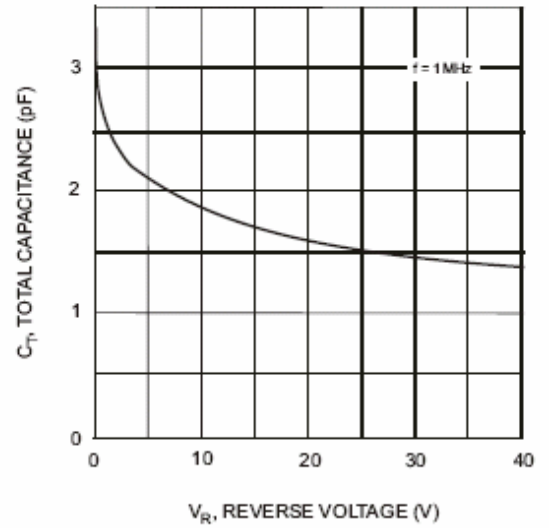


Fig. 4 Typical Capacitance

Ordering Information

Device	Packing
(Part Number)-TP	Tape&Reel;3Kpcs/Reel