

TM

GS2A THRU GS2M

2.0 Amp Silicon Rectifier 50 to 1000 Volts

Features

- Lead Free Finish/Rohs Compliant (Note1) ("P" Suffix designates Compliant. See ordering information)
- Low Thermal Resistance
- For Surface Mount Application
- Case Material: Molded Plastic. UL Flammability Classification Rating 94V-0 and MSL rating 1

Maximum Ratings

- Operating Temperature: -55°C to +150°C
- Storage Temperature: -55°C to +150°C

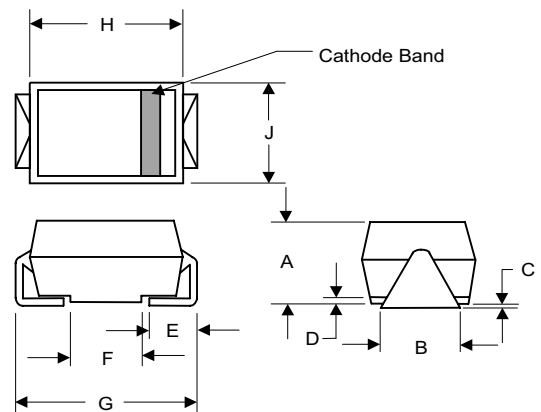
MCC Catalog Number	Device Marking	Maximum Recurrent Peak Reverse Voltage	Maximum RMS Voltage	Maximum DC Blocking Voltage
GS2A	GS2A	50V	35V	50V
GS2B	GS2B	100V	70V	100V
GS2D	GS2D	200V	140V	200V
GS2G	GS2G	400V	280V	400V
GS2J	GS2J	600V	420V	600V
GS2K	GS2K	800V	560V	800V
GS2M	GS2M	1000V	700V	1000V

Electrical Characteristics @ 25°C Unless Otherwise Specified

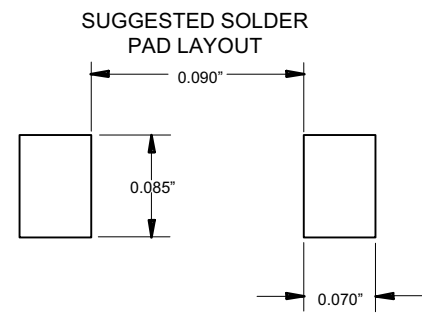
Average Forward Current	$I_{F(AV)}$	2.0A	$T_A=75^\circ\text{C}$
Peak Forward Surge Current	I_{FSM}	50A	8.3ms half sine
Maximum Instantaneous Forward Voltage	V_F	1.10V	$I_{FM}=2.0A$ $T_A=25^\circ\text{C}$
Maximum DC Reverse Current At Rated DC Blocking Voltage	I_R	10.0uA	$T_J=25^\circ\text{C}$
Typical Junction Capacitance	C_j	20pF	Measured at 1.0MHz, $V_R=4.0V$

Note: 1. High Temperature Solder Exemptions Applied, see EU Directive Annex 7.

DO-214AC (HSMA) (High Profile)

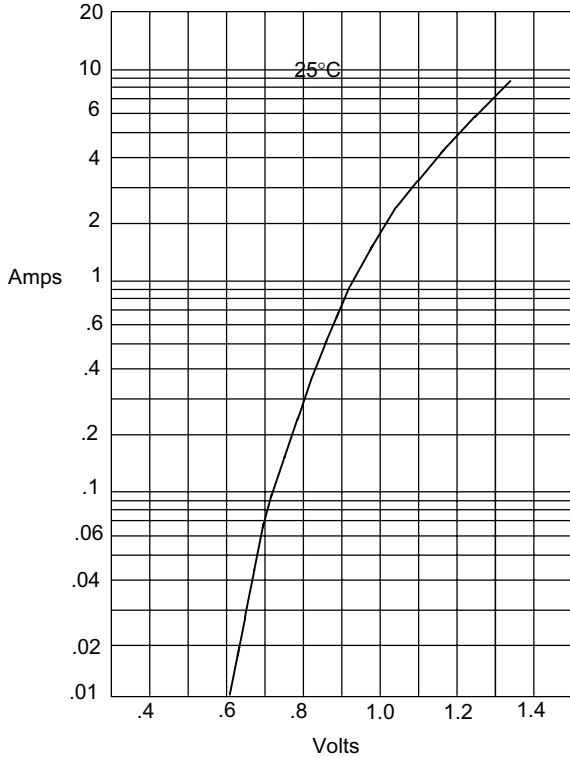


DIM	DIMENSIONS				NOTE
	INCHES		MM		
A	.078	.116	1.98	2.95	
B	.067	.089	1.70	2.25	
C	.002	.008	.05	.20	
D	---	.02	---	.51	
E	.035	.055	.89	1.40	
F	.065	.096	1.65	2.45	
G	.205	.224	5.21	5.69	
H	.160	.180	4.06	4.57	
J	.100	.112	2.57	2.84	



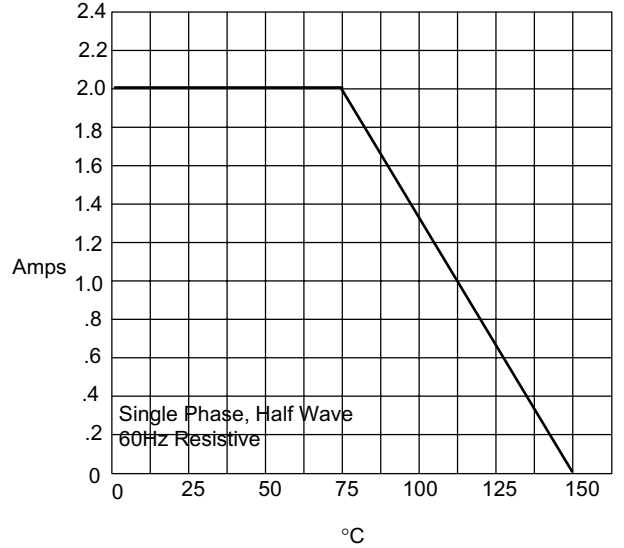
GS2A thru GS2M

Figure 1
Typical Forward Characteristics



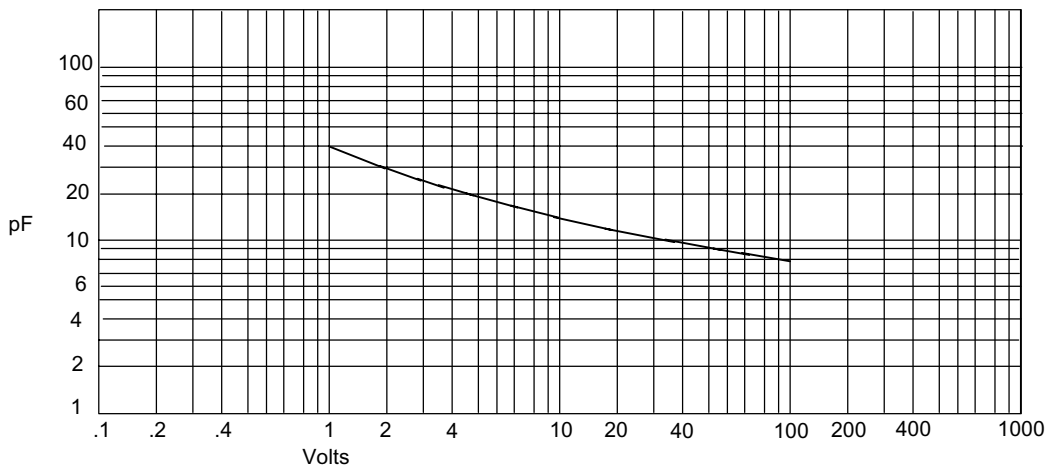
Instantaneous Forward Current - Amperes *versus* Instantaneous Forward Voltage - Volts

Figure 2
Forward Derating Curve



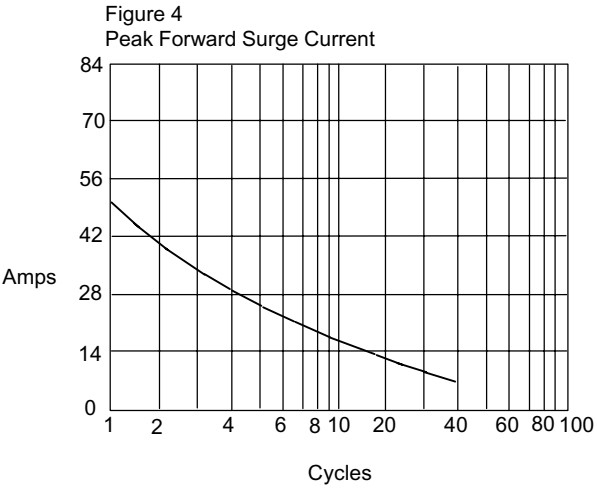
Average Forward Rectified Current - Amperes *versus* Ambient Temperature - °C

Figure 3
Junction Capacitance

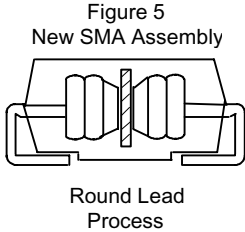


Junction Capacitance - pF *versus* Reverse Junction Potential (Applied V + 0.7 Volts) - Volts

GS2A thru GS2M



Peak Forward Surge Current - Amperes *versus* Number Of Cycles At 60Hz - Cycles



Ordering Information

Device	Packing
(Part Number)-TP	Tape&Reel;3Kpcs/Reel