

TM

LS5221 THRU LS5276

**500 mW
Zener Diode
2.4 to 150 Volts**

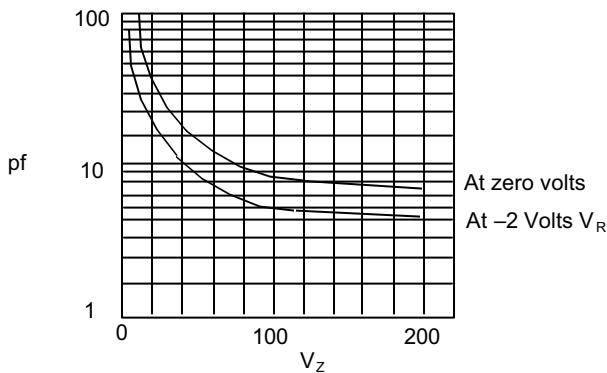
Features

- Wide Voltage Range Available
- Glass Package
- High Temp Soldering: 260°C for 10 Seconds At Terminals
- Surface Mount Package
- Marking : Cathode band denotes polarity
- Outline Similar To JEDEC DO-213AA

Maximum Ratings

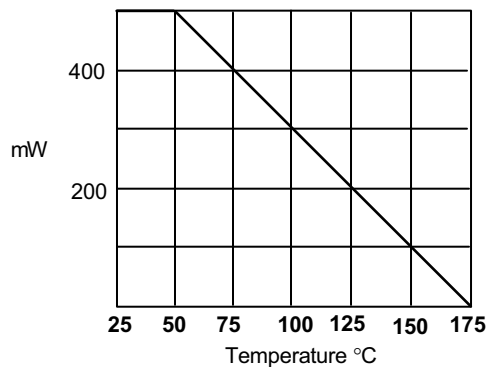
- Operating Temperature: -55°C to +175°C
- Storage Temperature: -55°C to +175°C
- 500 mWatt DC Power Dissipation
- Power Derating: 5.0mW/°C above 50°C
- Forward Voltage @ 200mA: 1.1 Volts
- Thermal Resistance : Junction to ambient $R_{thja}=300K/W$

Figure 1 - Typical Capacitance



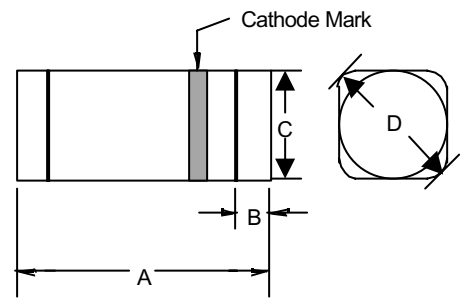
Typical Capacitance (pf) – versus – Zener voltage (V_z)

Figure 2 - Derating Curve



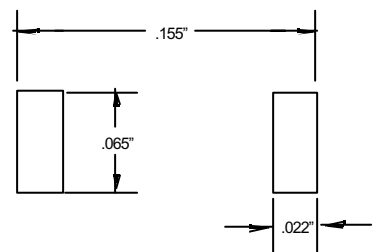
Power Dissipation (mW) - Versus - Ambient Temperature °C

Quadro MELF



DIM	INCHES		MM		NOTE
	MIN	MAX	MIN	MAX	
A	.130	.146	3.30	3.70	
B	.008	.016	.20	.40	
C	.055	.063	1.40	1.60	∅
D	.067		1.70		

SUGGESTED SOLDER PAD LAYOUT



LS5221 thru LS5276

TM

MCC PART NUMBER	NOMINAL ZENER VOLTAGE V_Z @ I_{ZT} VOLTS	TEST CURRENT I_{ZT} mA	MAXIMUM ZENER IMPEDANCE 'B' SUFFIX ONLY		MAXIMUM REVERSE LEAKAGE CURRENT		MAX. ZENER VOLTAGE TEMP COEFFICIENT 'B' SUFFIX ONLY %/ °C
			Z_{ZT} @ I_{ZT} OHMS	Z_{ZK} @ $I_{ZK} = 0.25$ mA OHMS	I_R @ V_R μA VOLTS		
LS5221	2.4	20	30	1200	100	1.0	-0.085
LS5222	2.5	20	30	1250	100	1.0	-0.085
LS5223	2.7	20	30	1300	75	1.0	-0.080
LS5224	2.8	20	30	1400	75	1.0	-0.080
LS5225	3.0	20	29	1600	50	1.0	-0.075
LS5226	3.3	20	28	1600	25	1.0	-0.070
LS5227	3.6	20	24	1700	15	1.0	-0.065
LS5228	3.9	20	23	1900	10	1.0	-0.060
LS5229	4.3	20	22	2000	5.0	1.0	±0.055
LS5230	4.7	20	19	1900	5.0	2.0	±0.030
LS5231	5.1	20	17	1600	5.0	2.0	±0.030
LS5232	5.6	20	11	1600	5.0	3.0	+0.038
LS5233	6.0	20	7.0	1600	5.0	3.5	+0.038
LS5234	6.2	20	7.0	1000	5.0	4.0	+0.045
LS5235	6.8	20	5.0	750	3.0	5.0	+0.050
LS5236	7.5	20	6.0	500	3.0	6.0	+0.058
LS5237	8.2	20	8.0	500	3.0	6.5	+0.062
LS5238	8.7	20	8.0	600	3.0	6.5	+0.065
LS5239	9.1	20	10	600	3.0	7.0	+0.068
LS5240	10	20	17	600	3.0	8.0	+0.075
LS5241	11	20	22	600	2.0	8.4	+0.076
LS5242	12	20	30	600	1.0	9.1	+0.077
LS5243	13	9.5	13	600	0.5	9.9	+0.079
LS5244	14	9.0	15	600	0.1	10	+0.082
LS5245	15	8.5	16	600	0.1	11	+0.082
LS5246	16	7.8	17	600	0.1	12	+0.083
LS5247	17	7.4	19	600	0.1	13	+0.084
LS5248	18	7.0	21	600	0.1	14	+0.085
LS5249	19	6.6	23	600	0.1	14	+0.086
LS5250	20	6.2	25	600	0.1	15	+0.086
LS5251	22	5.6	29	600	0.1	17	+0.087
LS5252	24	5.2	33	600	0.1	18	+0.088
LS5253	25	5.0	35	600	0.1	19	+0.089
LS5254	27	4.6	41	600	0.1	21	+0.090
LS5255	28	4.5	44	600	0.1	21	+0.091
LS5256	30	4.2	49	600	0.1	23	+0.091
LS5257	33	3.8	58	700	0.1	25	+0.092
LS5258	36	3.4	70	700	0.1	27	+0.093
LS5259	39	3.2	80	800	0.1	30	+0.094
LS5260	43	3.0	93	900	0.1	33	+0.095
LS5261	47	2.7	105	1000	0.1	36	+0.095
LS5262	51	2.5	125	1100	0.1	39	+0.096
LS5263	56	2.2	150	1300	0.1	43	+0.096
LS5264	60	2.1	170	1400	0.1	46	+0.097
LS5265	62	2.0	185	1400	0.1	47	+0.097
LS5266	68	1.8	230	1600	0.1	52	+0.097
LS5267	75	1.7	270	1700	0.1	56	+0.098
LS5268	82	1.5	330	2000	0.1	62	+0.098
LS5269	87	1.4	370	2200	0.1	68	+0.099
LS5270	91	1.4	400	2300	0.1	69	+0.099
LS5271	100	1.3	500	2600	0.1	76	+0.110
LS5272	110	1.1	750	3000	0.1	84	+0.110
LS5273	120	1.0	900	4000	0.1	91	+0.110
LS5274	130	0.95	1100	4500	0.1	99	+0.110
LS5275	140	0.90	1300	4500	0.1	106	+0.110
LS5276	150	0.85	1500	5000	0.1	114	+0.110
