

TM

LLUDZS3.6B THRU LLUDZS36B

Features

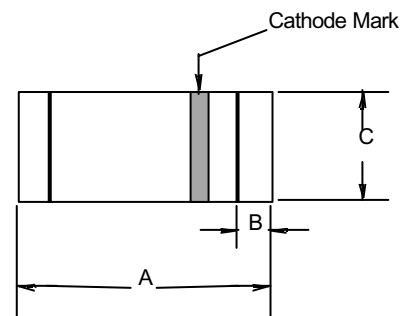
- € Saving space
- € Fits onto SOD-323 footprints
- € Very tight tolerance on zener breakdown voltage
- € Micro MELF package

**200 mW
Zener Diode
3.6 to 36 Volts**

Absolute Maximum Ratings

Symbol	Parameter	Rating	Unit
P _D	Power dissipation	200	mW
T _J	Junction Temperature	150	°C
T _{STG}	Storage Temperature Range	-55 to +150	°C

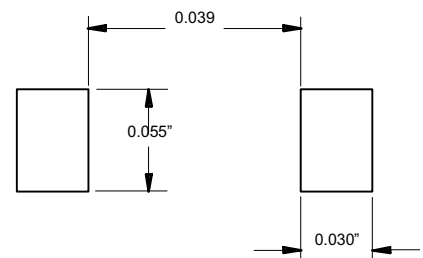
MICROMELF



DIMENSIONS

DIM	INCHES		MM		NOTE
	MIN	MAX	MIN	MAX	
A	.071	.079	1.8	2.0	
B	.004	.008	.10	.20	
C	.047	.051	1.20	1.30	∅

SUGGESTED SOLDER PAD LAYOUT



LLUDZS3.6B THRU LLUDZS36B

Electrical Characteristics

T_j=25

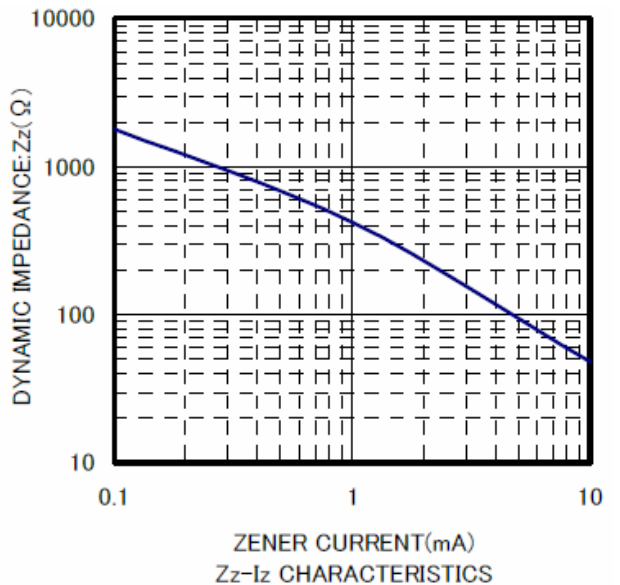
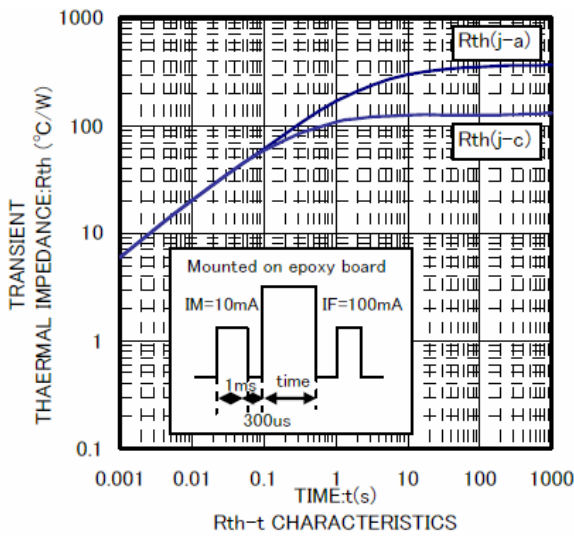
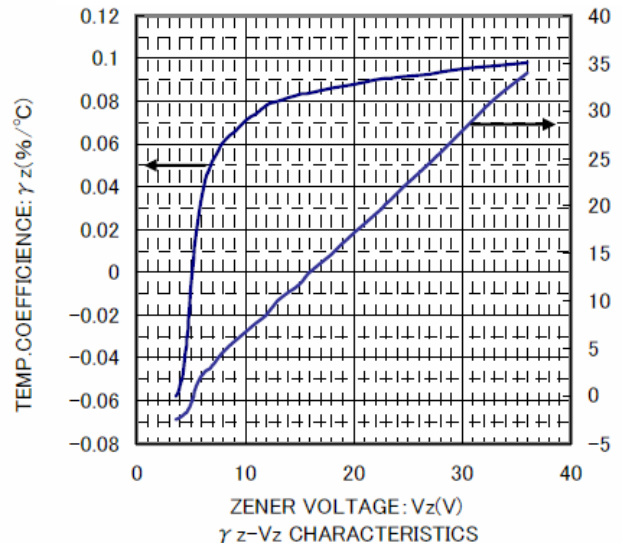
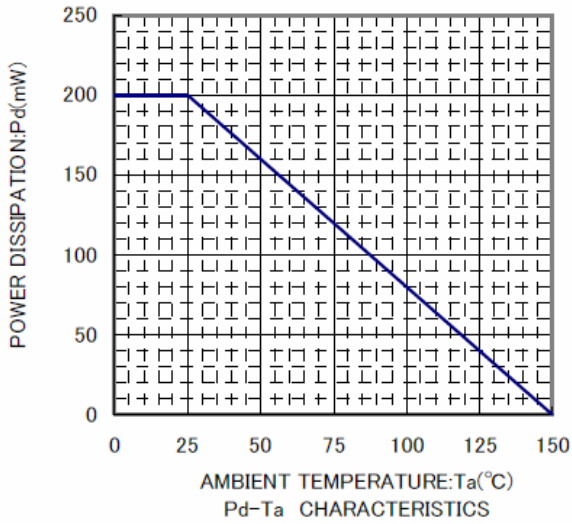
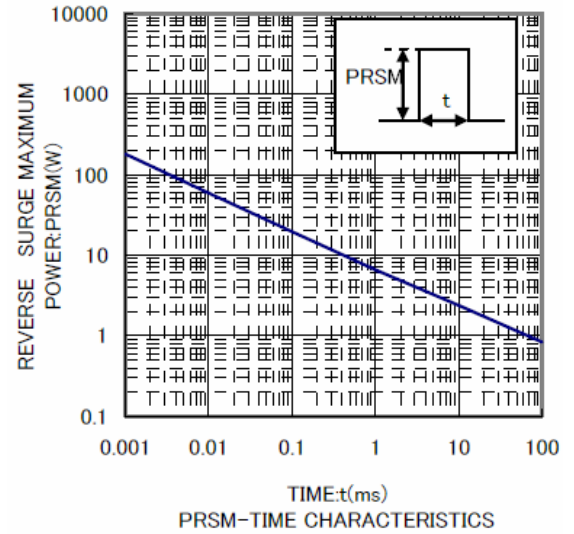
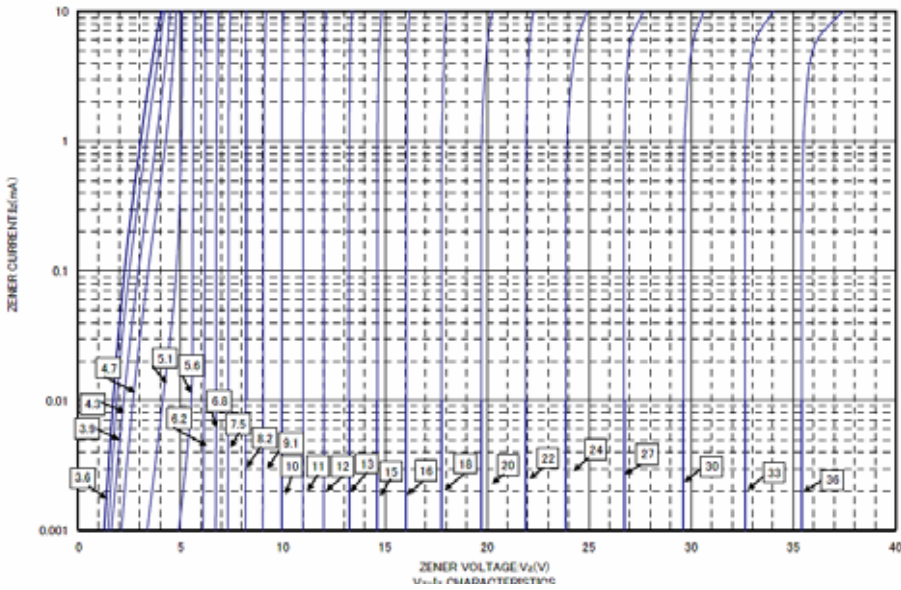
Type Number	Zener voltage range ¹⁾			Maximum zener Impedance ²⁾			Reverse current ¹⁾	
	V _Z (V)	@ I _{ZT}	I _{ZT}	Z _{ZT}	Z _{ZK}	I _{ZK}	I _R	V _R
	Min.	Max.	mA			mA	μA	V
LLUDZS3.6B	3.60	3.845	5	100	1000	1.0	10	1.0
LLUDZS3.9B	3.89	4.16	5	100	1000	1.0	5	1.0
LLUDZS4.3B	4.17	4.43	5	100	1000	1.0	5	1.0
LLUDZS4.7B	4.55	4.75	5	100	800	0.5	2	1.0
LLUDZS5.1B	4.98	5.20	5	80	500	0.5	2	1.5
LLUDZS5.6B	5.49	5.73	5	60	200	0.5	1	2.5
LLUDZS6.2B	6.06	6.33	5	60	100	0.5	1	3.0
LLUDZS6.8B	6.65	6.93	5	40	60	0.5	0.5	3.5
LLUDZS7.5B	7.28	7.60	5	30	60	0.5	0.5	4.0
LLUDZS8.2B	8.02	8.36	5	30	60	0.5	0.5	5.0
LLUDZS9.1B	8.85	9.23	5	30	60	0.5	0.5	6.0
LLUDZS10B	9.77	10.21	5	30	60	0.5	0.1	7.0
LLUDZS11B	10.76	11.22	5	30	60	0.5	0.1	8.0
LLUDZS12B	11.74	12.24	5	30	80	0.5	0.1	9.0
LLUDZS13B	12.91	13.49	5	37	80	0.5	0.1	10
LLUDZS15B	14.34	14.98	5	42	80	0.5	0.1	11
LLUDZS16B	15.85	16.51	5	50	80	0.5	0.1	12
LLUDZS18B	17.56	18.35	5	65	80	0.5	0.1	13
LLUDZS20B	19.52	20.39	5	85	100	0.5	0.1	15
LLUDZS22B	21.54	22.47	5	100	100	0.5	0.1	17
LLUDZS24B	23.72	24.78	5	120	120	0.5	0.1	19
LLUDZS27B	26.19	27.53	5	150	150	0.5	0.1	21
LLUDZS30B	29.19	30.69	5	200	200	0.5	0.1	23
LLUDZS33B	32.15	33.79	5	250	250	0.5	0.1	25
LLUDZS36B	35.07	36.87	5	300	300	0.5	0.1	27

1) Short duration test pulse used to minimize self-heating effect

2) The zener impedance (Z_{ZT}, Z_{ZK}) are measure by superimposing a minute alternating current on the regulated current(I_Z)

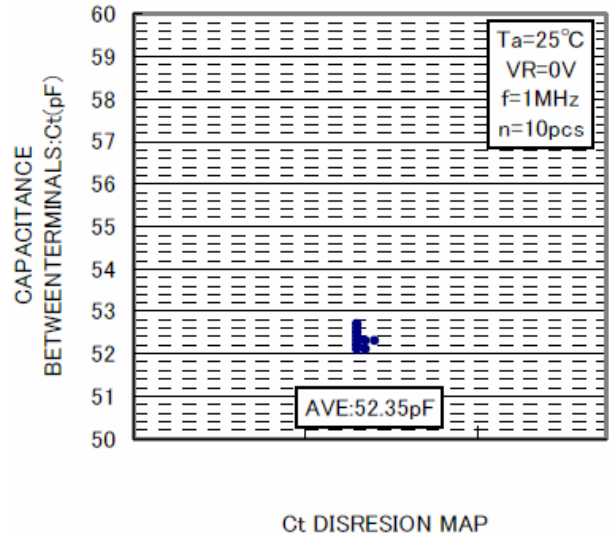
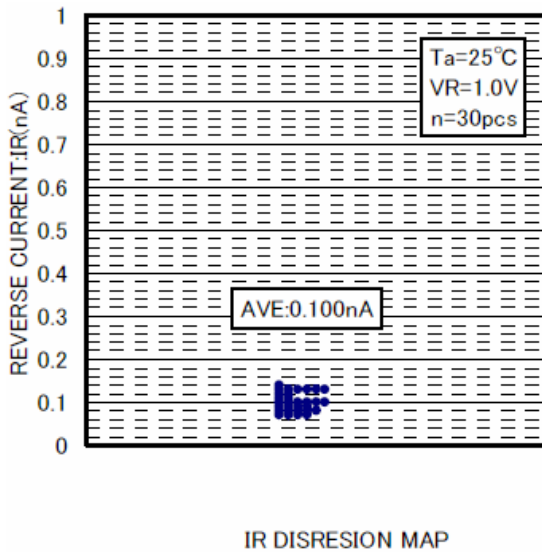
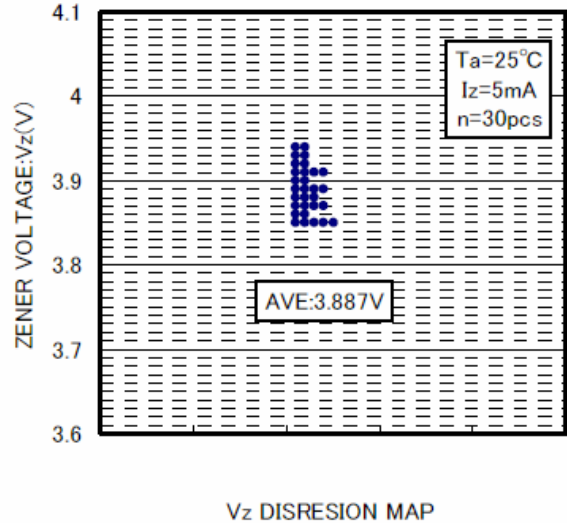
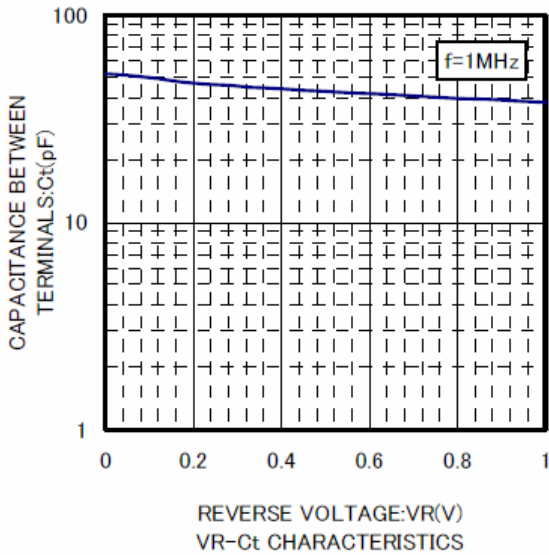
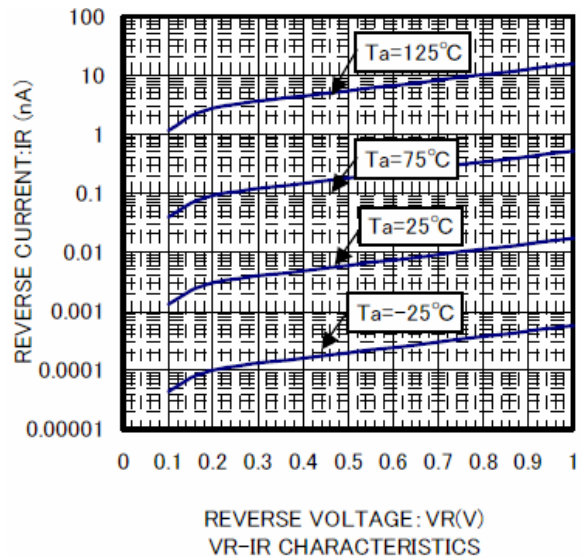
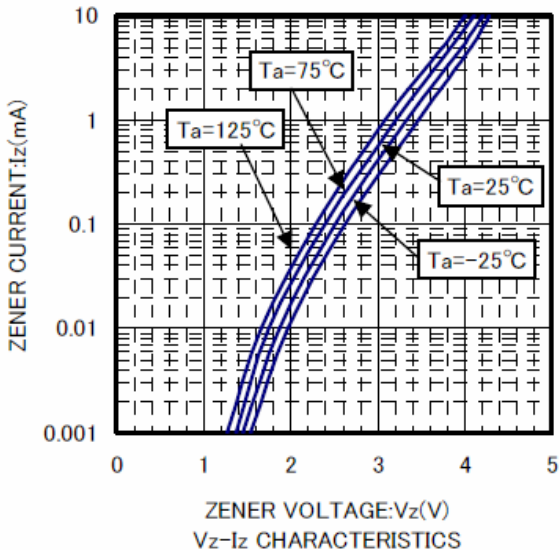
LLUDZS3.6B THRU LLUDZS36B

Characteristics ($T_j=25$ unless otherwise specified)



LLUDZS3.6B THRU LLUDZS36B

Characteristics ($T_j=25$ unless otherwise specified)



■

■

■

■
