

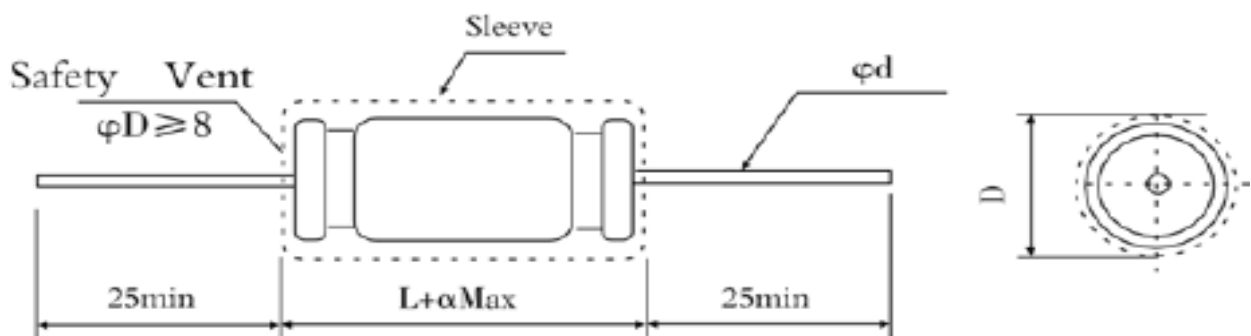


#NV

Items		Performance Characteristics									
Operating temperature range	-40°C +85°C										
Rated Voltage Range: (V)	6,3 ~ 160V										
Nominal Capacitance Range:( μ)	0,47μF ~ 10000μF										
Leakage current max.	CV≤1000: I≤0,05CV or 5 whichever is greater; CV>1000; I≤0,03CV +20; C: Nominal capacitance (μF) V; Ratd Voltage (V)										
Capacitance tolerance	±20% at 120Hz, 20°C										
Dissipation factor max. (at 120Hz, 20°C)	WV		6,3	10	16	25	35	50	63	100	160
	TanQ		0,3~0,5	0,3~0,5	0,2~0,4	0,15~0,4	0,15~0,3	0,15~0,3	0,1~0,3	0,1~0,2	0,1~0,2
Low temperature characteristics (Impedance ratio at 120Jz)			6,3	6,3~16	25~63	100~160					
	Z-25°C / Z+20°C		-	-	-	4					
	Z-40°C / Z+20°C		7	5	4	-					
Load life ( after application of the rated voltage for 2000hrs at 85°C)	Leakage Current		Less than specified Value								
	Capacitance Change		Within ±20% off initial Value								
	Dissipation Faktor		Not more than 200% of the specified value								
	TanQ		Less than 150% of specified value								
Shelf life (at 85°C)	After 1000 hours no load test, leakage current, capacitance and tanQ are same as load life value.										
After Test: Rated voltage to be applied for 30minutes, 24 to 48 hours before measurement											

Technical Details

Range (μF)	#NV	∅D(mm)	#NV
Voltage (V)	#NV	L(mm)	#NV
Impedance (Ω)	#NV	F(mm)	#NV
Ripple Current (mA)	#NV	∅d(mm)	#NV
ESR (Ω) max.at 20°C 10KHz	#NV	α(mm)	#NV
Lifetime (hrs)	#NV	-.-	#NV
Operating- Temperature Range (°C)	#NV	-.-	#NV



Lead Spacing and Diameter						
D	±0,5			±1,0		
		5	6	8	10	12
D±0,1	0,5 or 0,6			0,6 or 0,8		0,8 or 1,0
a	±2,0 ( L≤45); ±3,0(L>45)					

DRW:	Lexua	CHKD	Wilson	MATL:	ChuChu	DATE	11.12.2024
APPD:	Jimmy			FINISH	Josy	Sheet	1 from 2

Copyright by S.Tiede



#NV

**Ordering Informations:**

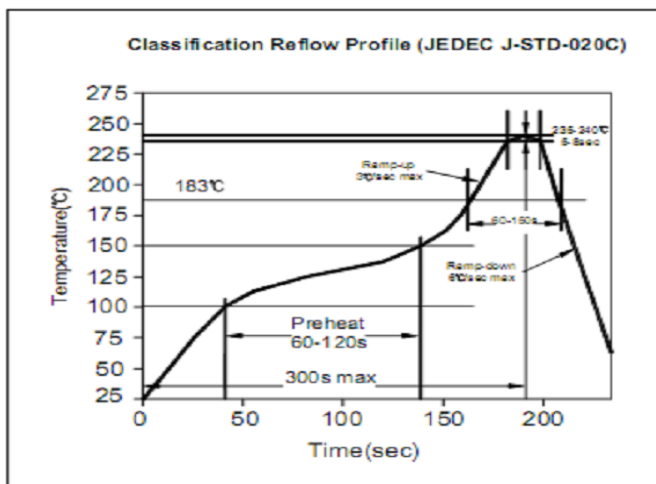
Serie-No. / Voltage / Range / Size	Capacity Tolerance	ROHS	Packing
------------------------------------	--------------------	------	---------

I14135-3506800820	#NV	#NV	#NV
-------------------	-----	-----	-----

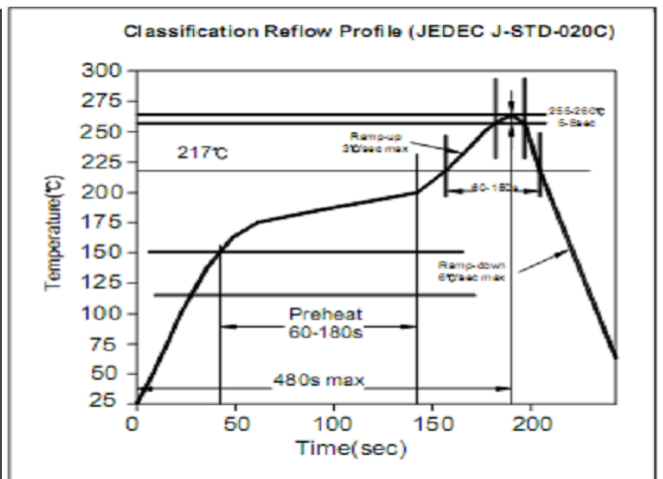
Serie	Voltage (V)	Range $\mu$ H)	D * L (mm)	Tolerance Order Code	R= ROHS N= NON ROHS	BU= Bulk-Ware Long Lead T/B= Tape/Box L3= Lead-Length 3~3,5mm
-------	-------------	----------------	------------	----------------------	------------------------	---

**Soldering Information**

**Lead Solder Performance**



**Lead free Solder Performance**



DRW:	Lexua	CHKD	Wilson	MATL:	ChuChu	DATE	11.12.2024
APPD:	Jimmy			FINISH	Josy	Sheet	2 from 2