



DATA SHEET

10Watt Cement Resistor Radial Style

Serie: X43015

10Watt Cement Resistor Radial Style

Serie No.: **X43015**

Customer:

DRW:	Jason	CHKD	Wilson	MATL:	Wilson	TOLERANCE	Mason	DATE	12.01.2011
APPD:	Schumi			FINISH	Jamy		Sheet No.		1 from 5

EDCON-COMPONENTS



Specifications

Temperature Coefficient:	< 20Ω: ±400PPM/°C; ≥20Ω: ±350PPM/°C
Short Time Overload:	± (5,0% + 0,05Ω) Max., with no evidence of mechanical damage
Dielectric Withstanding Voltage	No evidence of flashover, mechanical damage, arcing or insulation breakdown.
Terminal Strength:	No evidence of mechanical damage.
Resistance to Soldering Heat:	± (1,0% + 0,05Ω) Max., with no evidence of mechanical damage.
Solderability:	Min. 95% coverage.
Temperature Cycling:	± (2,0% + 0,05Ω) Max., with no evidence of mechanical damage.
Humidity (Steady Style):	± (5,0% + 0,05Ω) Max., with no evidence of mechanical damage.
Load Life in Humidity:	Wire Wound ±(5% + 0,05) Max. Power Film <100KΩ: ±(5,0% + 0,05) Max. ≥100KΩ: ±(10,0% + 0,05) Max.
Load Life	Wire Wound ±(5% + 0,05) Max. Power Film <100KΩ: ±(5,0% + 0,05) Max. ≥100KΩ: ±(10,0% + 0,05) Max.
Max. Working Voltage:	500Volt
Max. Overload Voltage:	1000Volt

10Watt Cement Resistor Radial Style

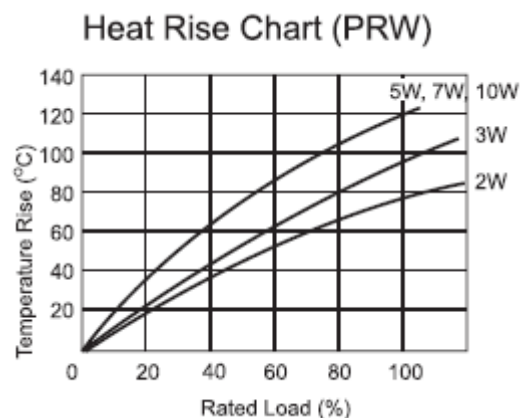
Part No.: **X43015**

DRW:	Jason	CHKD	Wilson	MATL:	Wilson	TOLERANCE	Mason	DATE	12.01.2011	Customer:
APPD:	Schumi			FINISH	Jamy		Sheet No.	2 from 5		


EDCON-COMPONENTS



Heat Rise Chart



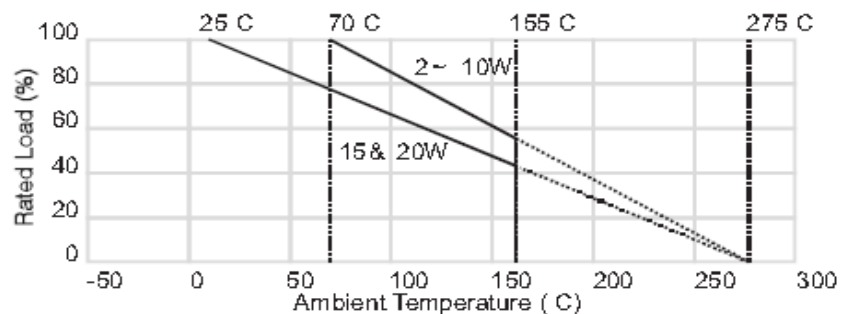
Technical Drawing



Dimensions

Dimension (mm)					Resistance Range
W±1	D±1	L±1	d±0,05	P±1	Power Film
16	12	35	0,75	7,5	561Ω ~100KΩ

Derating Curve



10Watt Cement Resistor Radial Style

Part No.: **X43015**

Customer:

DRW:	Jason	CHKD	Wilson	MATL:	Wilson	TOLERANCE	Mason	DATE	12.01.2011
APPD:	Schumi			FINISH	Jamy		Sheet No.		3 from 5

www.edcon-components.com

email: info@edcon-components.com

EDCON-COMPONENTS



Ordering Informations

Serie	Range	Tolerance	Lead Style	Special	ROHS	Packing Code				
-------	-------	-----------	------------	---------	------	--------------	--	--	--	--

X43015	104	K	LL	S	R	BU				
---------------	------------	----------	-----------	----------	----------	-----------	--	--	--	--

104= Range 100KΩ	K= Tol. 10%	LL= Long Lead	S= Standard	R= ROHS Conform	BU= Bulk Ware
	J= Tol. 5%	XX= Customer Special	I= Non Inductive	N= NON ROHS Conform	BX= Box Ware
Resistance Range from 561Ω ~ 100KΩ					

10Watt Cement Resistor Radial Style
Part No.: X43015
Customer:

DRW:	Jason	CHKD	Wilson	MATL:	Wilson	TOLERANCE	Mason	DATE	12.01.2011
APPD:	Schumi			FINISH	Jamy		Sheet No.	4 from 5	



Soldering Profile Curve

Classification Reflow Profile (JEDEC J-STD-020C)



10Watt Cement Resistor Radial Style

Part No.: X43015

DRW:	Jason	CHKD	Wilson	MATL:	Wilson	TOLERANCE	Mason	DATE	12.01.2011
APPD:	Schumi			FINISH	Jamy		Sheet No.	5 from 5	Customer: