



# DATA SHEET

## 10Watt Cement Resistor Radial Style

### Serie: X43013

**10Watt Cement Resistor Radial Style**

Serie No.: **X43013**

Customer:

DRW:	Jason	CHKD	Wilson	MATL:	Wilson	TOLERANCE	Mason	DATE	12.01.2011
APPD:	Schumi			FINISH	Jamy		Sheet No.		1 from 5

# EDCON-COMPONENTS



## Specifications

Temperature Coefficient:	< 20Ω: ±400PPM/°C; ≥20Ω: ±350PPM/°C
Short Time Overload:	± (5,0% + 0,05Ω) Max., with no evidence of mechanical damage
Dielectric Withstanding Voltage	No evidence of flashover, mechanical damage, arcing or insulation breakdown.
Terminal Strength:	No evidence of mechanical damage.
Resistance to Soldering Heat:	± (1,0% + 0,05Ω) Max., with no evidence of mechanical damage.
Solderability:	Min. 95% coverage.
Temperature Cycling:	± (2,0% + 0,05Ω) Max., with no evidence of mechanical damage.
Humidity (Steady Style):	± (5,0% + 0,05Ω) Max., with no evidence of mechanical damage.
Load Life in Humidity:	Wire Wound ±(5% + 0,05) Max. Power Film <100KΩ: ±(5,0% + 0,05) Max. ≥100KΩ: ±(10,0% + 0,05) Max.
Load Life	Wire Wound ±(5% + 0,05) Max. Power Film <100KΩ: ±(5,0% + 0,05) Max. ≥100KΩ: ±(10,0% + 0,05) Max.
Max. Working Voltage:	500Volt
Max. Overload Voltage:	1000Volt

**10Watt Cement Resistor Radial Style**

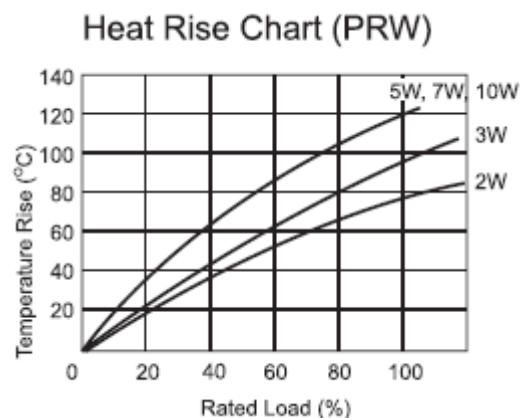
Part No.: **X43013**

DRW:	Jason	CHKD	Wilson	MATL:	Wilson	TOLERANCE	Mason	DATE	12.01.2011	Customer:
APPD:	Schumi			FINISH	Jamy		Sheet No.	2 from 5		


# EDCON-COMPONENTS



## Heat Rise Chart



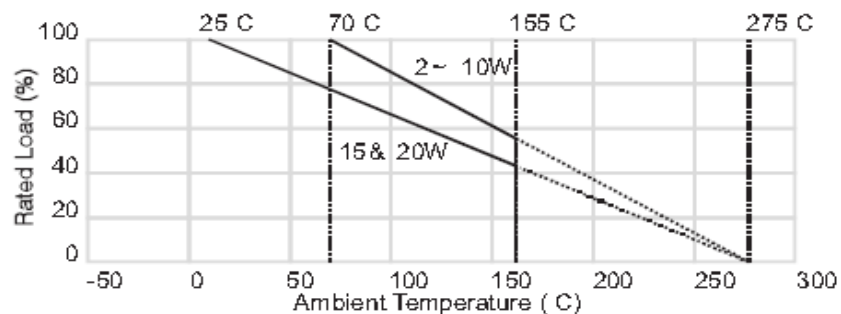
## Technical Drawing



## Dimensions

Dimension (mm)					Resistance Range
W±1	D±1	L±1	d±0,05	P±1	Power Film
12,5	9	50	0,75	5	911Ω ~200KΩ

## Derating Curve



**10Watt Cement Resistor Radial Style**

Part No.: **X43013**

DRW:	Jason	CHKD	Wilson	MATL:	Wilson	TOLERANCE	Mason	DATE	12.01.2011	Customer:
APPD:	Schumi			FINISH	Jamy		Sheet No.	3 from 5		

# EDCON-COMPONENTS



## Ordering Informations

Serie	Range	Tolerance	Lead Style	Special	ROHS	Packing Code				
-------	-------	-----------	------------	---------	------	--------------	--	--	--	--

<b>X43013</b>	<b>204</b>	<b>K</b>	<b>LL</b>	<b>S</b>	<b>R</b>	<b>BU</b>				
---------------	------------	----------	-----------	----------	----------	-----------	--	--	--	--

<b>204=</b> Range 200K $\Omega$	<b>K=</b> Tol. 10%	<b>LL=</b> Long Lead	<b>S=</b> Standard	<b>R=</b> ROHS Conform	<b>BU=</b> Bulk Ware
	<b>J=</b> Tol. 5%	<b>XX=</b> Customer Special	<b>I=</b> Non Inductive	<b>N=</b> NON ROHS Conform	<b>BX=</b> Box Ware
Resistance Range from 911 $\Omega$ ~ 200K $\Omega$					

<b>10Watt Cement Resistor Radial Style</b>
Part No.: <b>X43013</b>
Customer:

DRW:	Jason	CHKD	Wilson	MATL:	Wilson	TOLERANCE	Mason	DATE	12.01.2011
APPD:	Schumi			FINISH	Jamy		Sheet No.		4 from 5



Soldering Profile Curve

Classification Reflow Profile (JEDEC J-STD-020C)



10Watt Cement Resistor Radial Style

Part No.: X43013

DRW:	Jason	CHKD	Wilson	MATL:	Wilson	TOLERANCE	Mason	DATE	12.01.2011
APPD:	Schumi			FINISH	Jamy		Sheet No.	5 from 5	Customer: