

DATA SHEET

Cement Fixed Resistor Type A 10x9x35mm 7Watt

Serie: X42005


**Cement Fixed Resistor Type A
10x9x35mm 7Watt**

Serie No.: **X42005**

DRW:	Jason	CHKD	Wilson	MATL:	Wilson	TOLERANCE	Mason	DATE	23.10.2011
APPD:	Schumi			FINISH	Jamy		Sheet No.		1 from 6

Customer:

EDCON-COMPONENTS



Specifications

Temperature coefficient	<20Ω: ±400PPM/°C; ≥20Ω: ±350PPM/°C
Short time overload	. ± (5,0% + 0,05Ω) Max, with no evidence of mechanical damage.
Dielectric withstanding voltage	No evidence of flashover , mechanical damage, arcing or insulation breackdown.
Terminal strength	No evidence of mechanical damage.
Resistance to soldering heat	. ± (1,0% + 0,05Ω) Max, with no evidence of mechanical damage.
Solderability	Min. 95% coverage.
Temperature cycling	. ± (2,0% + 0,05Ω) Max, with no evidence of mechanical damage.
Load life in humidity	Wire Wound. ± (5,0% + 0,05Ω) Max. Power Film. <100KΩ ± (5,0% + 0,05Ω) Max. Power Film. ≥100KΩ ± (10,0% + 0,05Ω) Max.
Load life	Wire Wound. ± (5,0% + 0,05Ω) Max. Power Film. <100KΩ ± (5,0% + 0,05Ω) Max. Power Film. ≥100KΩ ± (10,0% + 0,05Ω) Max.

Features


- Self extinguishing
- Excellent flame and moisture resistance
- Extremely small sturdy and mechanical safe
- Non-inductive types available for all Cement Resistors
- Too low or too high ohmic values on Wire wound & Power Film type can be supplied on a case by case basis.

**Cement Fixed Resistor Type A
10x9x35mm 7Watt**

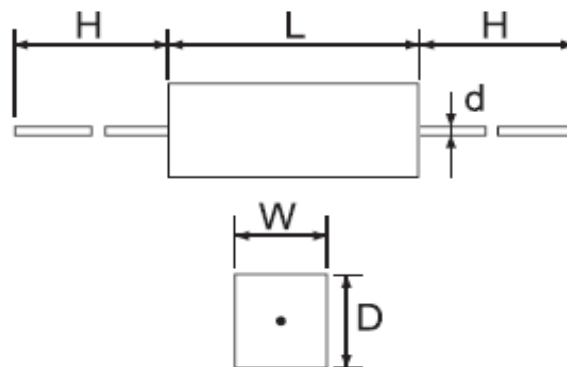
Part No.: **X42005**

DRW:	Jason	CHKD	Wilson	MATL:	Wilson	TOLERANCE	Mason	DATE	23.10.2011	Customer:
APPD:	Schumi			FINISH	Jamy		Sheet No.	2 from 6		

EDCON-COMPONENTS



Dimensions




Power Rating at 70°C	Dimension (mm)					Resistange Range	
	W ± 1.0	D ± 1.0	L ± 1.0	d±0.05	H±5	Wire Wound	Power Film
7W	10	9	35	0,75	35	0,1Ω ~ 680Ω	681Ω ~ 200KΩ

**Cement Fixed Resistor Type A
10x9x35mm 7Watt**

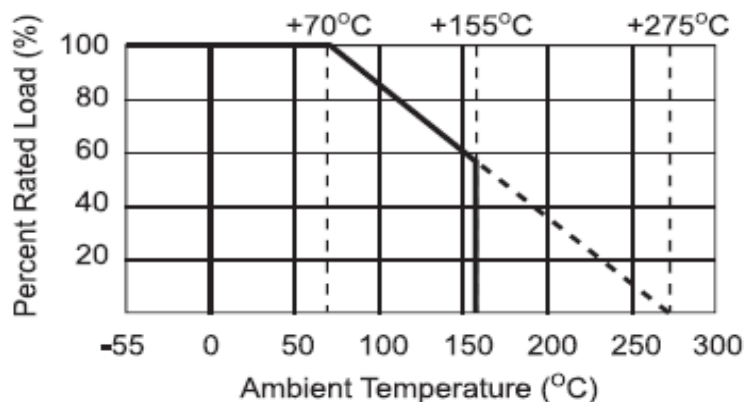
Part No.: **X42005**

DRW:	Jason	CHKD	Wilson	MATL:	Wilson	TOLERANCE	Mason	DATE	23.10.2011	Customer:
APPD:	Schumi			FINISH	Jamy		Sheet No.	3 from 6		

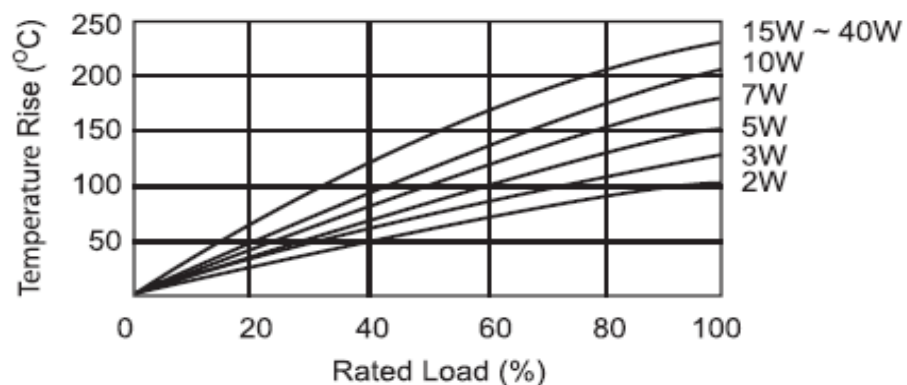
EDCON-COMPONENTS



Derating Curve



Heat Rise Chart



**Cement Fixed Resistor Type A
10x9x35mm 7Watt**


Part No.: **X42005**

DRW:	Jason	CHKD	Wilson	MATL:	Wilson	TOLERANCE	Mason	DATE	23.10.2011
APPD:	Schumi			FINISH	Jamy		Sheet No.	4 from 6	Customer:

www.edcon-components.com

email: info@edcon-components.com

EDCON-COMPONENTS



Ordering Informations


Serie	Range	Tolerance	Feature	Special function	ROHS	Packing Code
X42005	204	K	S	00	R	BB
	204= 200KΩ	K= 10% (Standard) J= 5%	S= Standard I= Non Inductive	00= no function	R= ROHS Conform N= NON ROHS Conform	BB= Bulk Ware Box

**Cement Fixed Resistor Type A
10x9x35mm 7Watt**

Part No.: **X42005**

DRW:	Jason	CHKD	Wilson	MATL:	Wilson	TOLERANCE	Mason	DATE	23.10.2011
APPD:	Schumi			FINISH	Jamy		Sheet No.		5 from 6

Customer:



Soldering Profile Curve

Classification Reflow Profile (JEDEC J-STD-020C)



Cement Fixed Resistor Type A	
10x9x35mm 7Watt	
Part No.:	X42005
Customer:	

DRW:	Jason	CHKD	Wilson	MATL:	Wilson	TOLERANCE	Mason	DATE	23.10.2011
APPD:	Schumi			FINISH	Jamy		Sheet No.	6 from 6	