



DATA SHEET

Metal Oxide Film Fixed Resistor S-Size 5,5x16mm 3Watt

Serie: X36013

**Metal Oxide Film Fixed Resistor
S-Size 5,5x16mm 3Watt**

Serie No.: **X36013**

DRW:	Jason	CHKD	Wilson	MATL:	Wilson	TOLERANCE	Mason	DATE	23.10.2011	Customer:
APPD:	Schumi			FINISH	Jamy		Sheet No.	1 from 6		

EDCON-COMPONENTS



Specifications

Temperature coefficient	± 350PP/°C
Short time overload	Normal Size ± (1,0% + 0,05Ω) Max, with no evidence of mechanical damage. Small Size ± (2,0% + 0,05Ω) Max, with no evidence of mechanical damage.
Dielectric withstanding voltage	No evidence of flashover , mechanical damage, arcing or insulation breackdown.
Pulse overload	Normal Size ± (2,0% + 0,05Ω) Max, with no evidence of mechanical damage. Small Size ± (5,0% + 0,05Ω) Max, with no evidence of mechanical damage.
Terminal strength	No evidence of mechanical damage.
Resistance to soldering heat	± (1,0% + 0,05Ω) Max, with no evidence of mechanical damage.
Solderability	Min. 95% coverage.
Resistance to solvent	No deterioration of protective coating and markings.
Temperature cycling	. ± (2,0% + 0,05Ω) Max, with no evidence of mechanical damage.
Humidity (Steady state)	. ± (2,0% + 0,05Ω) Max, with no evidence of mechanical damage.
Load life in Humidity	<100KΩ: ±(5,0% + 0,05Ω)max. ≥100KΩ: ±(10,0% + 0,05Ω)max.
Load life	<100KΩ: ±(5,0% + 0,05Ω)max. ≥100KΩ: ±(10,0% + 0,05Ω)max.
Non-flame	No evidence or flamming or cracing

Features

- High safety standard, high purity ceramic core
- Excellent non-flame coating, non-inductive type available
- Stable performance in diverse environment meet EIAJ-RC2655A requirements
- Too low or to high ohmic value can be supplied on case to case basis.

Note

- Standard gray base color for normal size product, sea blue color for small size and extra small size product.
- Standard Non-flammable coating
- Non-inductive type available on case to case basis

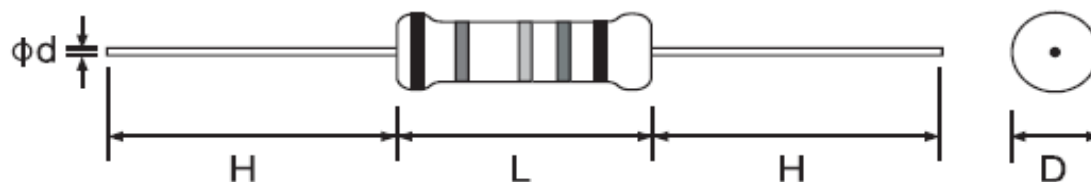
Metal Oxide Film Fixed Resistor S-Size 5,5x16mm 3Watt	
Part No.:	X36013
Customer:	

DRW:	Jason	CHKD	Wilson	MATL:	Wilson	TOLERANCE	Mason	DATE	23.10.2011
APPD:	Schumi			FINISH	Jamy		Sheet No.		2 from 6

EDCON-COMPONENTS



Dimensions



Power Rating at 70°C	Dimension (mm)				
	D max.	L max.	d±0.05	H±3	Packing Qty
3W	5,5	16,0	0,70	28	1000PCS

Maximum Working Voltage	Maxi,u, Overload Voltage	Dielectric Withstanding Voltage	Tolerance	Resistange Range	For other ranges please consult EDCON
350V	600V	350V	± 1%	0,3Ω ~ 50KΩ	
			± 2%	0,3Ω ~ 50KΩ	
			± 5%	0,3Ω ~ 50KΩ	

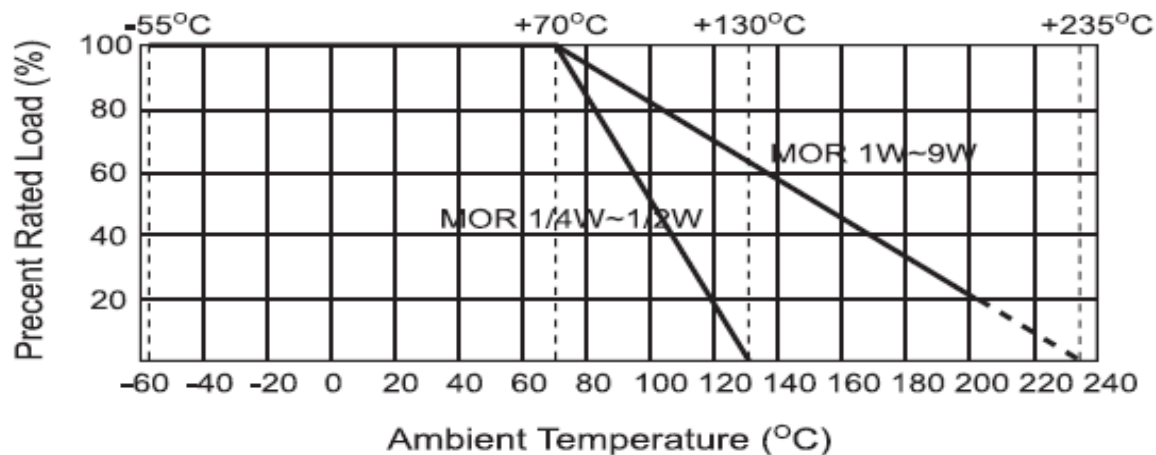
**Metal Oxide Film Fixed Resistor
S-Size 5,5x16mm 3Watt**
Part No.: **X36013**

DRW:	Jason	CHKD	Wilson	MATL:	Wilson	TOLERANCE	Mason	DATE	23.10.2011	Customer:
APPD:	Schumi			FINISH	Jamy		Sheet No.		3 from 6	

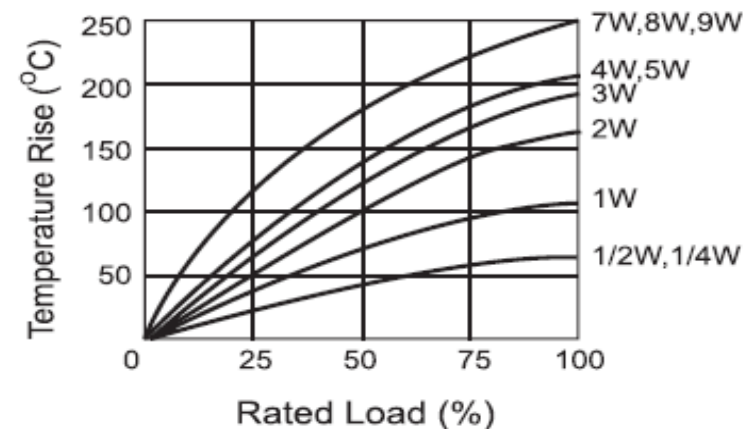
EDCON-COMPONENTS



Derating Curve



Heat Rise Chart



**Metal Oxide Film Fixed Resistor
S-Size 5,5x16mm 3Watt**

Part No.: **X36013**

DRW:	Jason	CHKD	Wilson	MATL:	Wilson	TOLERANCE	Mason	DATE	23.10.2011
APPD:	Schumi			FINISH	Jamy		Sheet No.	4 from 6	Customer:

www.edcon-components.com

email: info@edcon-components.com

EDCON-COMPONENTS



Ordering Informations

Serie	Range	Tolerance	Feature	Special function	ROHS	Packing Code
-------	-------	-----------	---------	------------------	------	--------------

X36013	503	J	S	00	R	TA
---------------	------------	----------	----------	-----------	----------	-----------

503= 50KΩ f. Tol. 5%	F= 1%	S= Standard	00= no function	R= ROHS Conform	BU= Bulk Ware
5002= 50KΩ f. Tol. 1%	G= 2%	I= Non Inductive		N= NON ROHS Conform	TA= Tape Ammo Pack
	J= 5% (Standard)				TR= Tape Reel

Metal Oxide Film Fixed Resistor S-Size 5,5x16mm 3Watt
Part No.: X36013
Customer:

DRW:	Jason	CHKD	Wilson	MATL:	Wilson	TOLERANCE	Mason	DATE	23.10.2011
APPD:	Schumi			FINISH	Jamy		Sheet No.		5 from 6

www.edcon-components.com

email: info@edcon-components.com



Soldering Profile Curve

Classification Reflow Profile (JEDEC J-STD-020C)



Metal Oxide Film Fixed Resistor	
S-Size 5,5x16mm 3Watt	
Part No.:	X36013
Customer:	

DRW:	Jason	CHKD	Wilson	MATL:	Wilson	TOLERANCE	Mason	DATE	23.10.2011
APPD:	Schumi			FINISH	Jamy		Sheet No.	6 from 6	