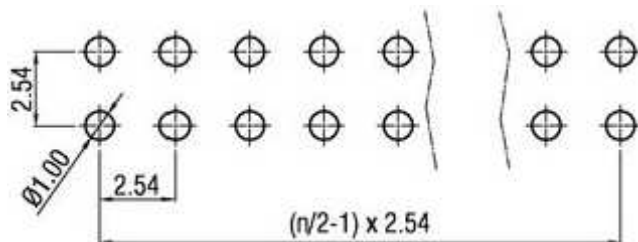


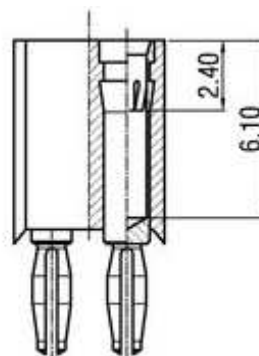
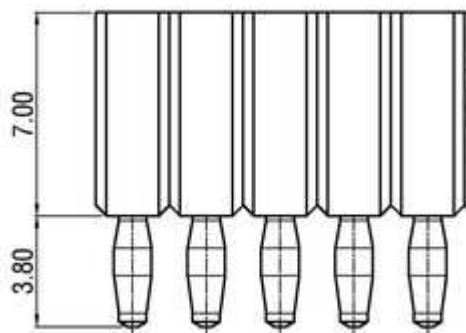
Technical Specification

Insulator:	Black glass filled polyester PPS-GF-30-FR
Flammability:	UL 94V-0
Sleeve:	Brass CuZn 36Pb3 (36000)
Contact Clip (3finger):	Beryllium Copper (C17200)
Mating Pin: (Ø)	0,7 to 0,9mm Square 0,64mm ²
Forces:	polished steel gauge(Ø)0,76mm
.-Insertion:	1,2N typ.
.-Withdrawel:	0,6N typ.
Mechanical Life:	min 500 cycles
Rated Current:	3A
Contact Resistance:	max. 10m Ohm
Dielectric Strength:	min 1000V rms
PCB Thickness	This Version for PCB with thickness more than 1,6mm
Maximal position of deliver:	4
Maximal position of deliver:	80
	6 Finge Clip

PCB Layout



Technical Drawing



Ordering Information

Serie	No. of Pos.	Solder Pin Plating	Inner Clip Plating	special function	ROHS	Packing
T40115	80	A	3	N	R	B1

4 ~ 80	A= Tin 150µ" (Standard)	1= Tin 150µ" 2= Tin 200µ"	N= No special function	R= ROHS conform	B1= Bulk 100PCS
	B= Tin 200µ"	3= GF (Standard)			
	C= GF	4= Gold 2µ"			TU = Tupe Packing
	D= Gold 2µ"	5= Gold 3µ"			
	E= Gold 3µ"	6= Gold 10µ"			
	F= Gold 10µ"	7= Gold 15µ"			
	G= Gold 15µ"	8= Special			
	H= Special				

**Pressfit Machined Contact
Pitch 2,54mm**

Part No.: **T40115**

Customer:

DRW:	Jason	CHKD	Jules	MATL:	Wu	DATE	06.08.2014
APPD:	Join			FINISH	Shieh	Sheet	1 from 1