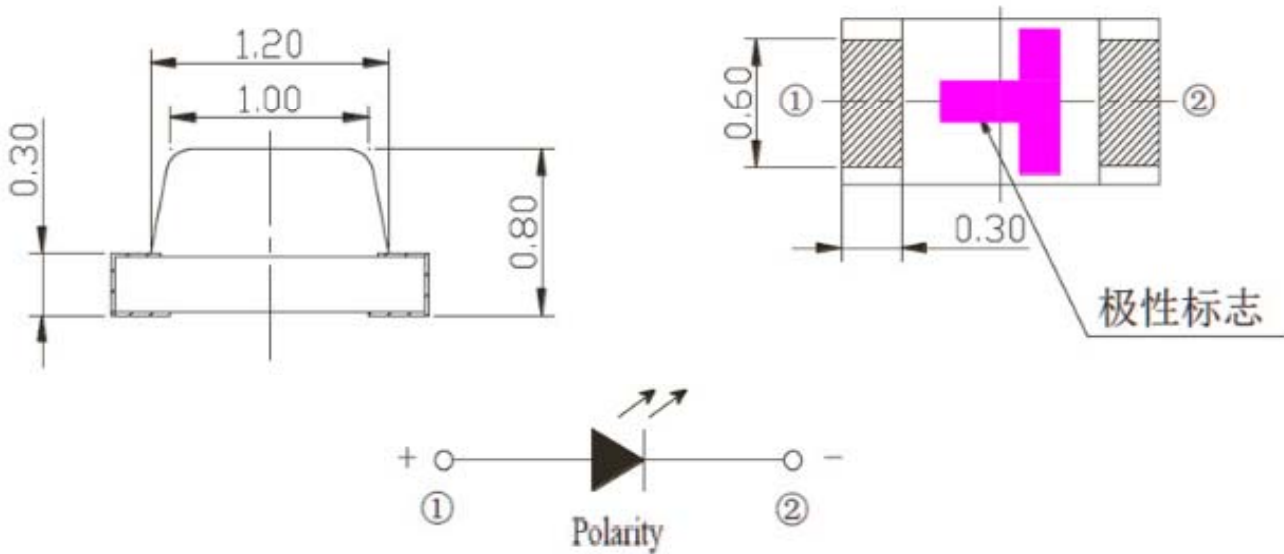




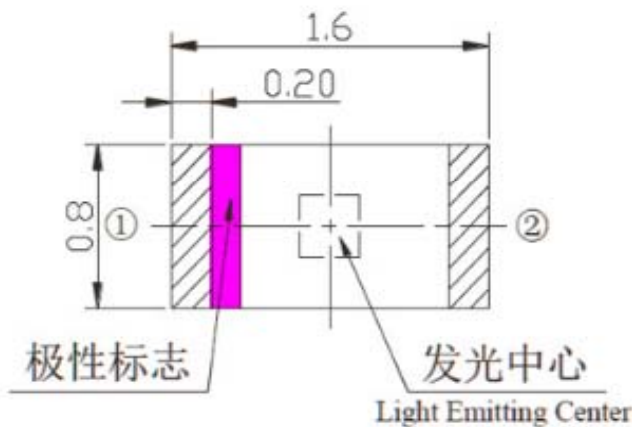
Applications

- Interior automotive lighting(dashboard backlight etc...)
 - Optical indicators
 - High Tech Lightning
 - Security Parts
 - Automotive Products
- LCD-Backlight
 - Decorative Lighting
 - Illuminations
 - Mobile Phones
 - Light Strips

Package Dimensions (Tol. +/- 0,10mm)



Recommend Soldering Pad Dimensions (Tol. +/- 0,10mm)



Notes:

All dimensions in mm tolerance is ± 0.1 mm unless otherwise noted.

CHIP LED LED Size 0603

Part.No. **M11C1001**

Customer

DRW:	Harry	CHKD	Dustin	Tolerance	Tolerance:	Date:	07.07.2020
APPD:	Jason	MATL	Wilson	John	MASON	Sheet No.	1 from 6



Absolute Maximum Ratings (Ta = 25°C)

Item-Disription	Symbol	Value	Unit
DC Forward Current	PD	20	mA
Pulse Forward Current	IFP	100	mA
Forward Current:	IFP	25	mA
Reverse Voltage:	VR	5	V
Electrostatic Discharge:	ESD	2000	V
Operating Voltage	Topr	-.40 ~ +80	°C
Storage Temperature	Tstg	-.40 ~ +85	°C
Lead Soldering Temp.	Tsol	260°C/5Sec.	---
Power Dissipation:	PD		mW
Soldering Temperature	Tsol		
Dimension			
Length:			mm
Width:			mm
Thickness:			mm

Typical Electrical & Optical Characteristics (IF=20mA and Ta = 25°C)

Item	Symbol	Condition	Min.	Typ.	Max.	Unit
Luminious Intensity:	Iv	IF=20mA	270	300	360	mcd
Viewing Angle:	20 1/2	IF=20mA		120		Deg.
Peak Emission Wave.:	λ_p	IF=20mA				nm
Domi. Wavelength:	λ_d	IF=20mA	620	625	630	nm
Spectral Line Half-Width:	$\Delta\lambda$	IF=20mA		20		nm
DC Forward Voltage:	Vf	IF=20mA	2,00	2,10	2,20	V
DC Reverse Voltage:	Ir	Vr=5V			10	μ A
50% Power Angle		IF=20mA		130		Deg.
Color Temperature: (White)		IF=20mA				K
Chromaticity (White)	X	IF=20mA				
Coordinates: (White)	Y	IF=20mA				

Notes:

1. Tolerance of measurement of luminous intensity	: $\pm 10\%$	CHIP LED LED Size 0603					
2. Tolerance of measurement of chromatic coordinates	: $\pm 1\text{nm}$						
3. Tolerance of measurement of forward voltage	: $\pm 0.1\text{V}$						
		Part.No.	M11C1001				
		Customer					
DRW:	Harry	CHKD	Dustin	Tolerance	Tolerance:	Date:	07.07.2020
APPD:	Jason	MATL	Wilson	John	MASON	Sheet No.	2 from 6



Diagramm of viewing angle

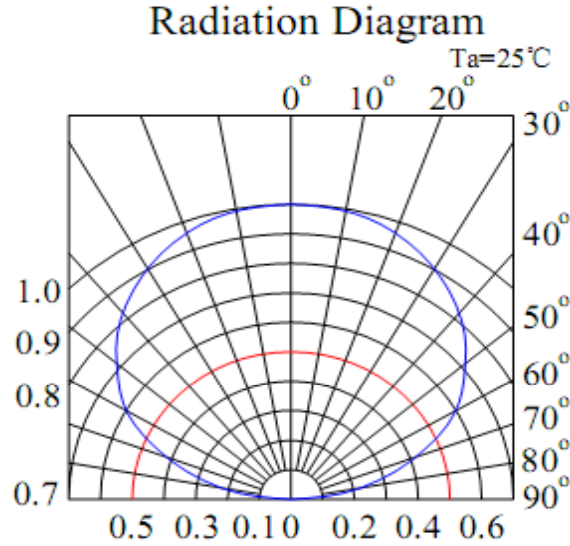
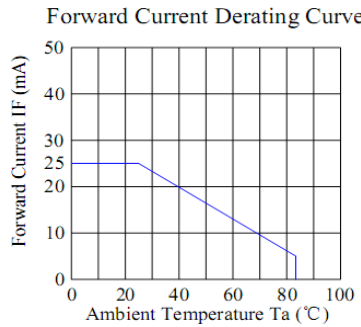
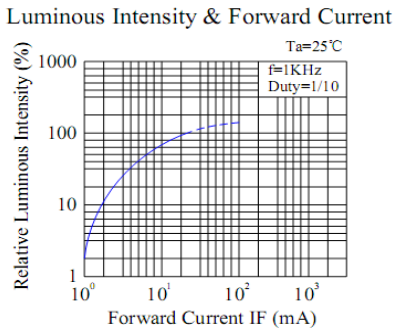
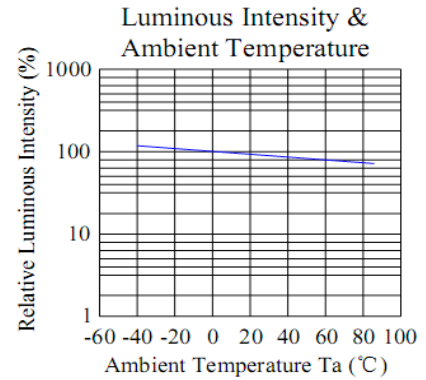
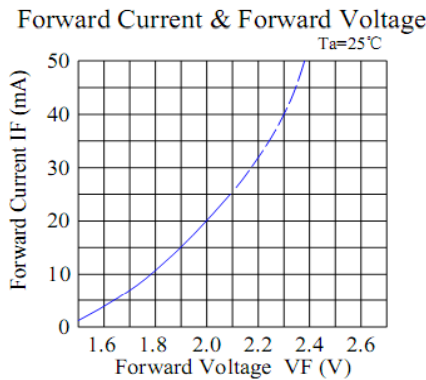
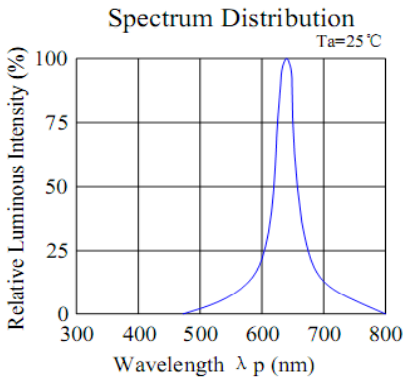


Diagramm of LED



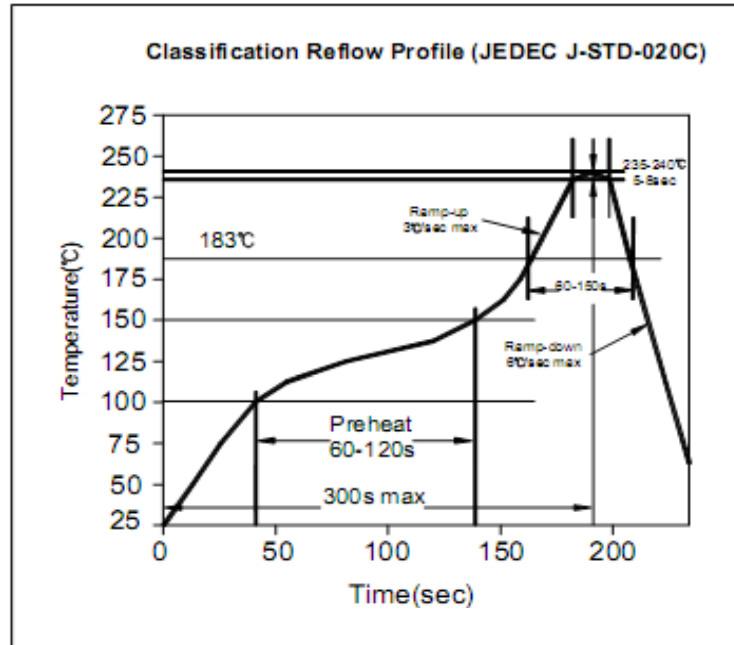
CHIP LED LED Size 0603

Part.No.	M11C1001
Customer	

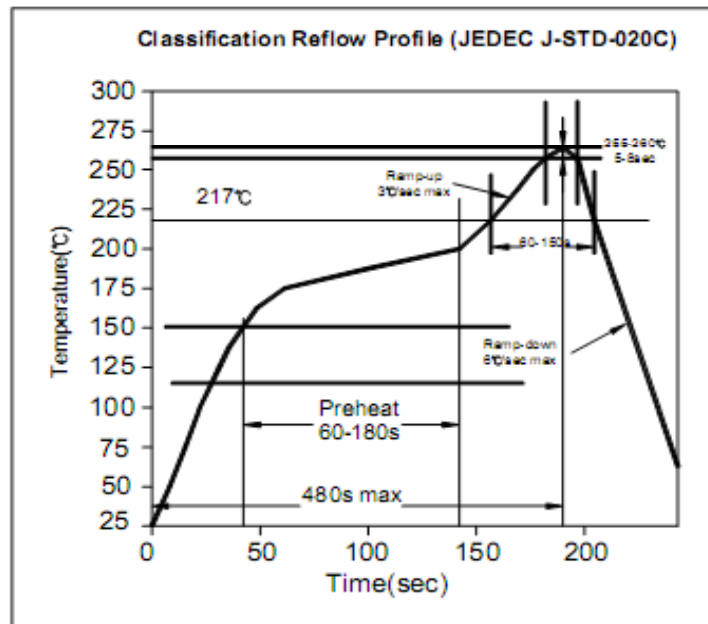
DRW:	Harry	CHKD	Dustin	Tolerance	Tolerance:	Date:	07.07.2020
APPD:	Jason	MATL	Wilson	John	MASON	Sheet No.	3 from 6



Soldering condition for Lead solder



Soldering condition for Lead free solder



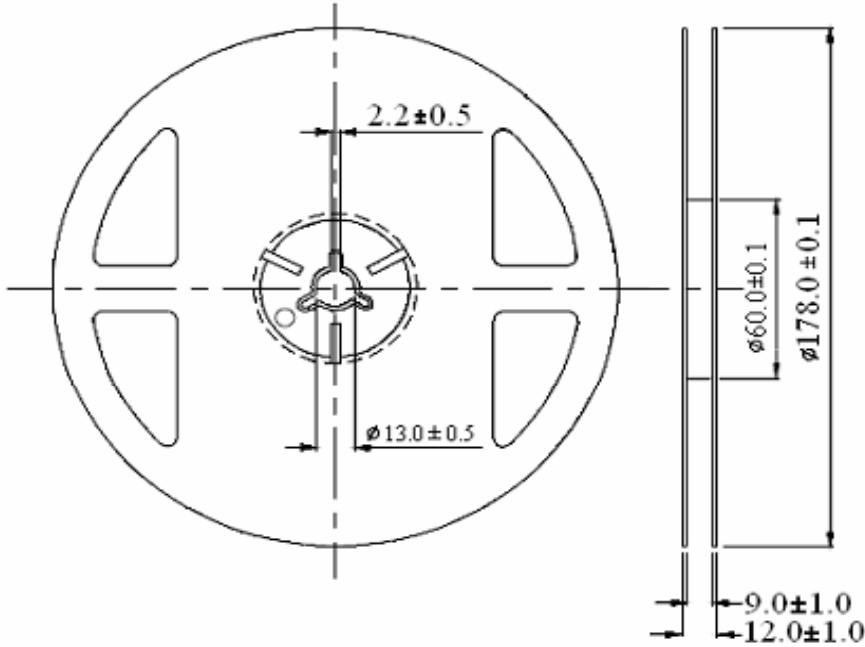
CHIP LED LED Size 0603

Part.No.	M11C1001
Customer	

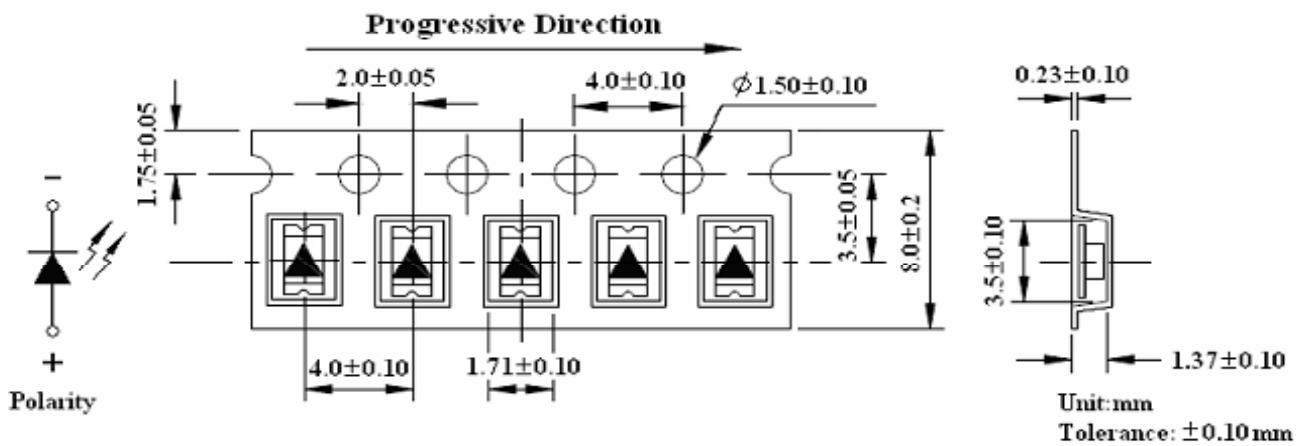
DRW:	Harry	CHKD	Dustin	Tolerance	Tolerance:	Date:	07.07.2020
APPD:	Jason	MATL	Wilson	John	MASON	Sheet No.	4 from 6



Packing specification (Antistatic Poly Bag)



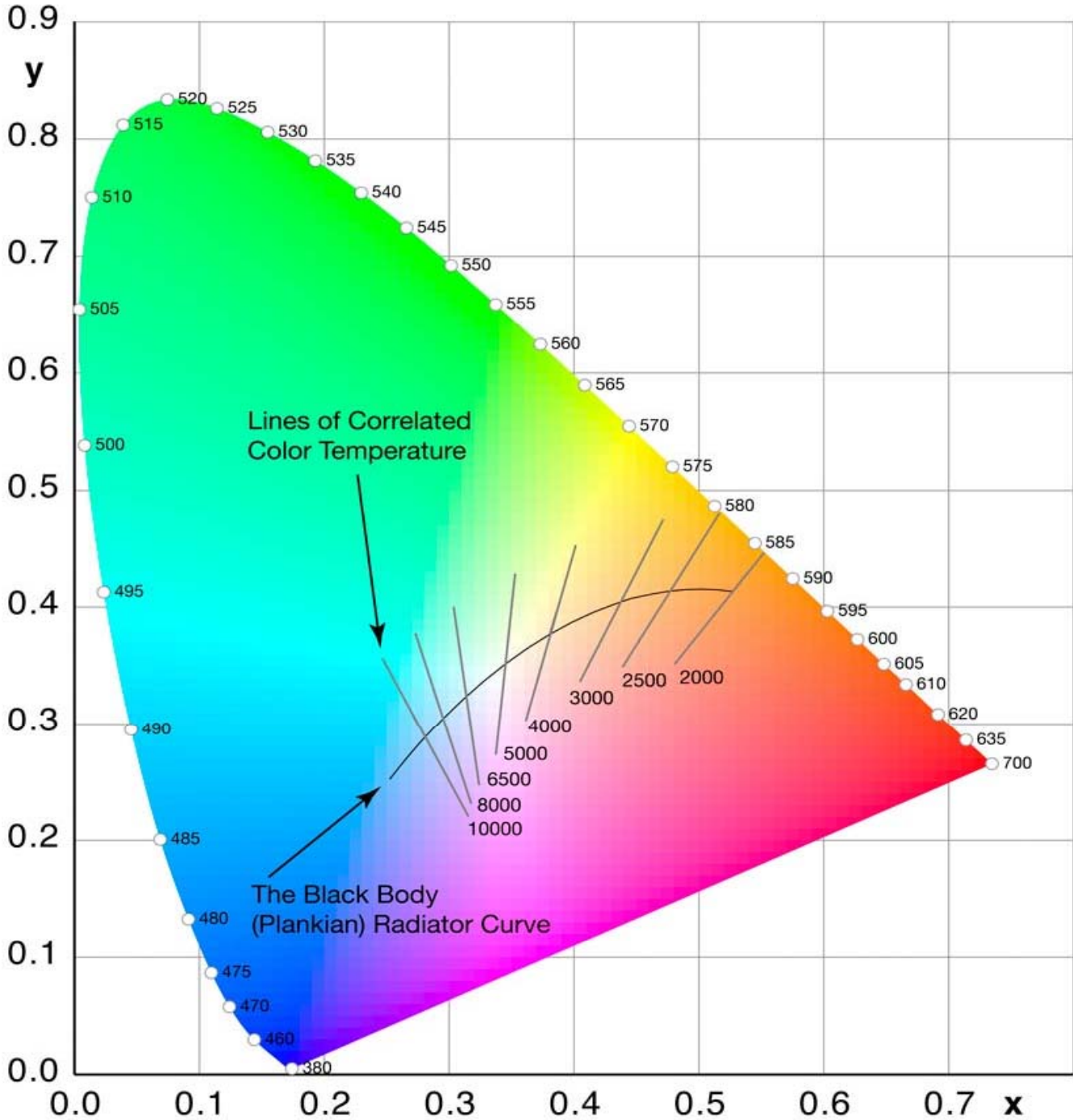
Unit: mm
 Tolerance: ± 0.25 mm



Quantity of Reel (4000PCS Normal) other Packing Specifications available					CHIP LED LED Size 0603		
					Part.No.	M11C1001	
DRW:	Harry	CHKD	Dustin	Tolerance	Tolerance:	Date:	07.07.2020
APPD:	Jason	MATL	Wilson	John	MASON	Sheet No.	5 from 6



Color table curve



CHIP LED LED Size 0603	
Part.No.	M11C1001
Customer	

DRW:	Harry	CHKD	Dustin	Tolerance	Tolerance:	Date:	07.07.2020
APPD:	Jason	MATL	Wilson	John	MASON	Sheet No.	6 from 6