



20.5×10.6×15.6

JZC-33F

CQC 03001003510

R50126380 cUL US E160644

Features

- 5A, 10A switching capabilities.
- Subminiature, standard PC layout.
- Sealed & Unsealed types available.

Ordering Information

JZC-33F C S 10 DC12V 0.45

1 2 3 4 5 6

1 Part number: JZC-33F	4 Contact current: 5A, 10A
2 Contact arrangement: A:1A; C:1C	5 Coil rated voltage(V): DC:3,5,6,9,12,18,24
3 Enclosure: S:Sealed type; Z:Dust cover	6 Coil power consumption: 0.2:0.2W; 0.45:0.45W

Contact Data

Contact Arrangement	1A (SPSTNO) 1C (SPDT (B-M))	
Contact Material	Ag Silver Alloy	
Contact Rating(resistive)	1A:5A/250VAC,30VDC;10A/125VAC 1C:NO:5A/250VAC,30VDC;10A/125VAC NC:5A/250VAC,30VDC Motor load:1/4HP 277VAC Lamp load:TV-5	
Max. Switching Power	150W	1250VA
Max. Switching Voltage	30VDC	277VAC
Contact Resistance or Voltage drop	<100mΩ (1A/24VDC)	Item 4.12 of IEC 61810-7
Operational life	Electrical	10 ⁵ Item 4.30 of IEC 61810-7
	Mechanical	10 ⁷ Item 4.31 of IEC 61810-7

CAUTION: 1.For the intermediate current, it only applies to the room temperature.

Coil Parameter

Dash numbers	Rated voltage VDC		Coil resistance Ω ±10%	Pickup voltage V(max) (75%of rated Volt)	Release voltage VDC(min) (5%of rated Volt)	Coil power consumption W	Operate Time ms	Release Time ms
	Rated	Max.						
003-200	3	3.3	45	2.25	0.15	0.20	<8	<5
005-200	5	5.5	125	3.75	0.25			
006-200	6	6.6	180	4.50	0.30			
009-200	9	9.9	405	6.75	0.45			
012-200	12	13.2	720	9.00	0.60			
018-200	18	19.8	1620	13.5	0.90			
024-200	24	26.4	2880	18.0	1.20	0.45	<8	<5
003-450	3	3.3	20	2.25	0.15			
005-450	5	5.5	56	3.75	0.25			
006-450	6	6.6	80	4.50	0.30			
009-450	9	9.9	180	6.75	0.45			
012-450	12	13.2	320	9.00	0.60			
018-450	18	19.8	720	13.5	0.90			
024-450	24	26.4	1280	18.0	1.20			

CAUTION: 1.The use of any coil voltage less than the rated coil voltage will compromise the operation of the relay.
2.Pickup and release voltage are for test purposes only and are not to be used as design criteria.

Operation condition

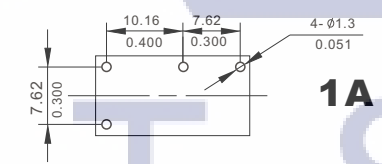
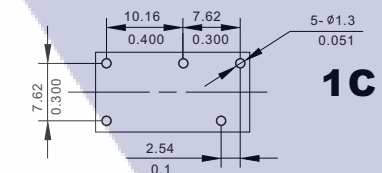
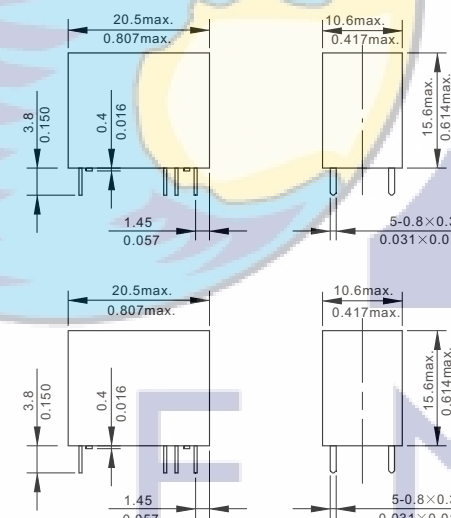
Insulation Resistance	100MΩ min (at 500VDC)	Item 7 of IEC 60255-5
Dielectric Strength	50Hz 1000V	Item 6 of IEC 60255-5
Between contacts	50Hz 4000V	Item 6 of IEC 60255-5
Between contact and coil		
Shock resistance	100m/s ² 11ms	IEC 68-2-27 Test Ea
Vibration resistance	10Hz~50Hz double amplitude 1.5mm	IEC 68-2-6 Test Fc
Terminals strength	10N	IEC 68-2-21 Test Ua2
Solderability	235°C ± 2°C 3s ± 0.5s	IEC 68-2-20 Test Ta method 1
Ambient Temperature	-40°C~70°C	
Relative Humidity	95% (at 35°C)	IEC 68-2-3 Test Ca
Mass	7g	

Safety approvals

Safety approval	UL & CUR	TUV	CQC
Load	6A/120VAC;10A/125VAC 5A/240VAC,250VAC 4.2A/277VAC TV-5 1/4HP/277VAC 250VAC 240VAC 120VAC	5A/250VAC,28VDC	5A/250VAC

Dimensions

mm /inch



Dimensions

Mounting (Bottom view)



Wiring diagram (Bottom view)

NOTES 1).Dimensions are in millimeters.
2).Inch equivalents are given for general information only.