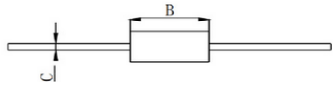


EDCON-COMPONENTS



Technical Discription

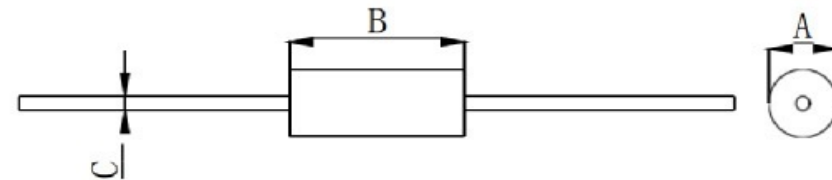
Drawing

Properties	Test Condition		Value	Unit	Tol.
Impedance @	25 Mhz	Z	10	Ω	typ.
Impedance @	100Mhz	Z	30	Ω	typ.
Rated current	$\Delta T = 40K$	I _r	7	A	max.
RDC-		R _{dc}	20	m Ω	max.

Operating Temperature Range: -40° to +85°C

Test conditions of technical description 20°C , 33% RH

When used this parts higher than rated current the component are excessive heat and can damage the component.



Technical Dimension

A	3,5mm (±0,2)
B	3,0mm (±0,3)
C	0,6mm (±0,1)

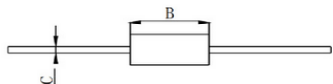
THT Ferrit Bead (Single Bead)

Part No.: **G18001**

Customer:

DRW:	Jason	CHKD	Wilson	MATL:	Wilson	TOLERANCE	Mason	DATE	19.10.2020
APPD:	Schumi			FINISH	Jamy		Sheet No.	1 from 3	

EDCON-COMPONENTS



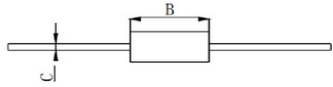
Ordering Informations

Serie	Tolerance Code	Spezial Function	Spezial Function	Spezial Function	ROHS	Packing				
G18001	N	0	0	0	R	TR				

N= ±30%	0= No function	0= No function	0= No function	R= ROHS Conform	BU= Bulk-Ware
					TR= Tape Reel or Ammo-Pack

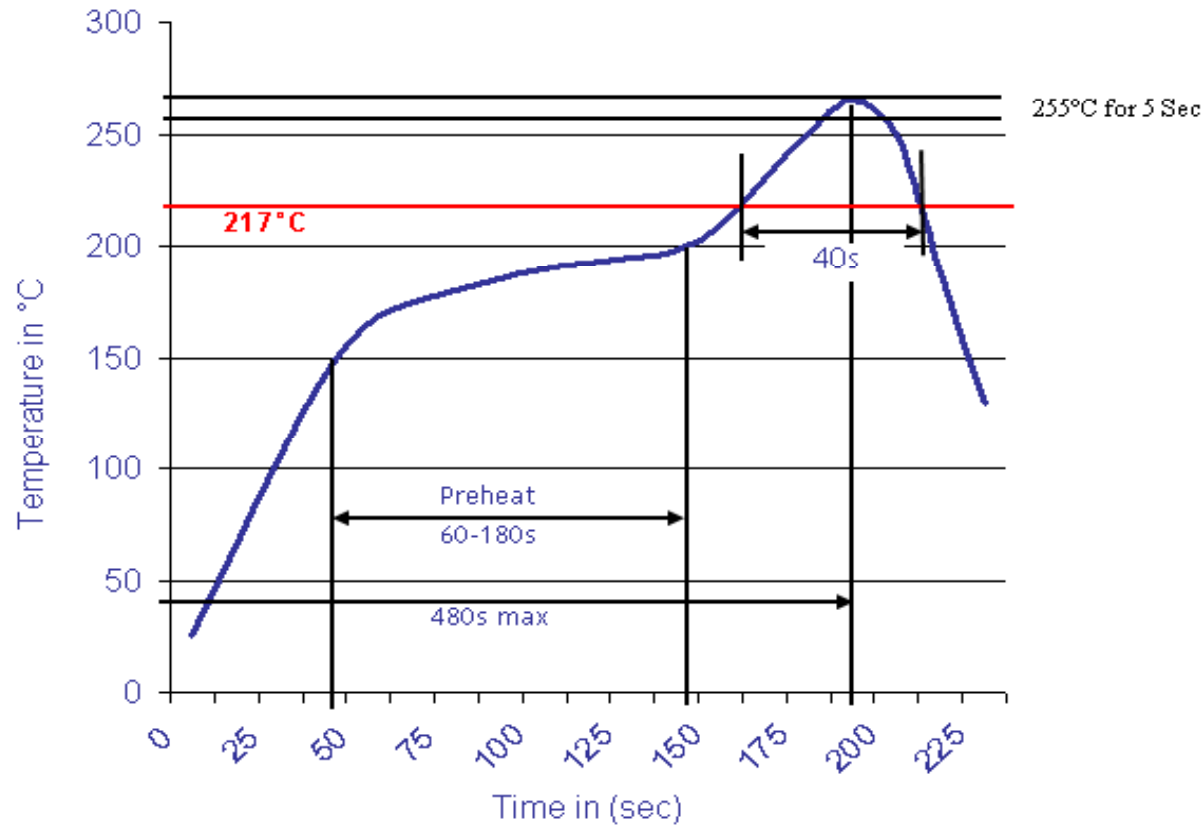
THT Ferrit Bead (Single Bead)
Part No.: G18001
Customer:

DRW:	Jason	CHKD	Wilson	MATL:	Wilson	TOLERANCE	Mason	DATE	19.10.2020
APPD:	Schumi			FINISH	Jamy		Sheet No.	2 from 3	



Soldering Profile Curve

Classification Reflow Profile (JEDEC J-STD-020C)



THT Ferrit Bead (Single Bead)	
Part No.:	G18001
Customer:	

DRW:	Jason	CHKD	Wilson	MATL:	Wilson	TOLERANCE	Mason	DATE	19.10.2020
APPD:	Schumi			FINISH	Jamy		Sheet No.		3 from 3