

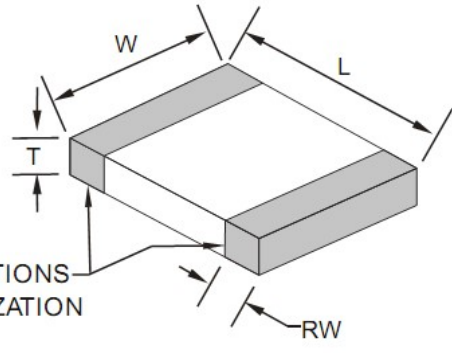


Technical Specification

Features

- Closed magnetic circuit structure allows high density mounting on a PCB board, mounting while preventing crosswalk.
- Extremely high reliability due to entirely monolithic construction.
- Low DC resistance structure of electronic to prevent wasteful electric power consumption.
- High current application rating look at range.

Dimensions



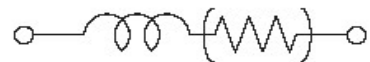
Chip Dimensions		Size Code	Size Dimension
		0805	2012
L (mm)	W (mm)	T (mm)	RW (mm)
2,0±0,3-01	1,25±0,2	0,85±0,2	0,5±0,3

Specifications / Test conditions

	Min	Typ.	Max	Unit	Order Code
Impedance: (Z)		600		Ω	601
DC-Resistance: (RDC)	--	0,30	--	Ω	
Rated Current: (IDC)	--	600	--	mA	601U
Operating Temperature: (°C)	-.55°C ~ +125°C				
Tolerance: (%)	25	Tolerance Code:		N	
Test-Conditions: (MHz)	100	Material Code:		U	

Typical Impedance v.s. Frequency Curve:

Circuit



IMPEDANCE (Ohm)

In the moment not available

FREQUENCY (Mhz)

General Signal Lines Chip Beads

Serie No.: **G12043-601-601U**

Customer:

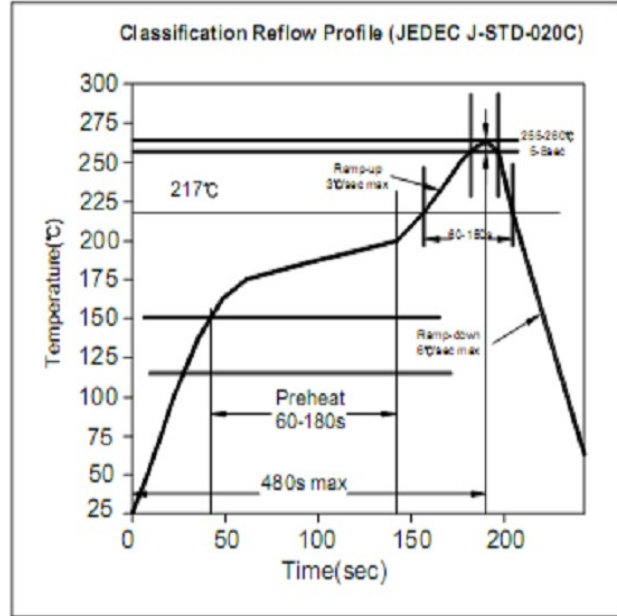
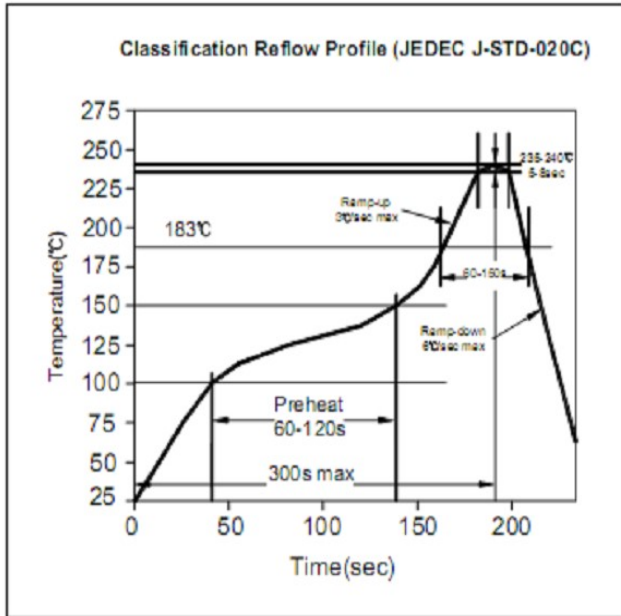
DRW:	Johnny	CHKD	Carlo		Wor	DATE	19.02.2023
APPD:	Elva				Vienna	Sheet	1 from 2

Copyright by EDCON S.Tiede



Soldering Profile for Lead Soldering

Soldering Profile for Lead Free Soldering



Ordering Information

Serie	Tolerance	Special	ROHS	Packing
-------	-----------	---------	------	---------

G12043-601-601U	N	X	R	TR
-----------------	---	---	---	----

N= Tolerance 25%	X= No special function	R= ROHS conform	BU= Bulk Ware
		N= NON ROHS conform	
			TR= Tape/Reel

**General Signal Lines
Chip Beads**

Serie No.: G12043-601-601U

Customer:

DRW:	Johnny	CHKD	Carlo	Wor	DATE	19.02.2023
APPD:	Elva			Vienna	Sheet	2 from 2

Copyright by EDCON S.Tiede