

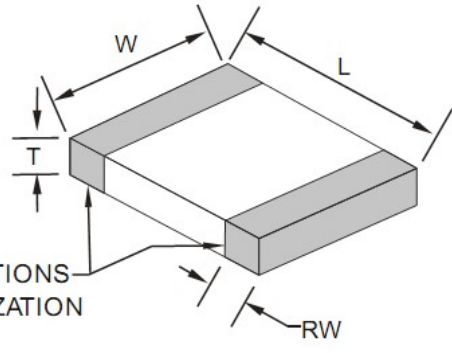


### Technical Specification

#### Features

- Closed magnetic circuit structure allows high density mounting on a PCB board, mounting while preventing crosswalk.
- Extremely high reliability due to entirely monolithic construction.
- Low DC resistance structure of electronic to prevent wasteful electric power consumption.
- High current application rating look at range.

#### Dimensions



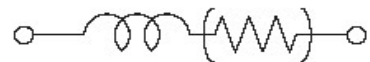
Chip Dimensions		Size Code	Size Dimension
		0805	2012
L (mm)	W (mm)	T (mm)	RW (mm)
2,0±0,3-01	1,25±0,2	0,85±0,2	0,5±0,3

### Specifications / Test conditions

	Min	Typ.	Max	Unit	Order Code
Impedance: ( Z )		<b>220</b>		<b>Ω</b>	<b>221</b>
DC-Resistance: (RDC)	--	<b>0,30</b>	--	<b>Ω</b>	
Rated Current: ( IDC )	--	<b>600</b>	--	<b>mA</b>	<b>601G</b>
Operating Temperature: ( °C )	<b>-.55°C ~ +125°C</b>				
Tolerance: ( % )	<b>25</b>	Tolerance Code:		<b>N</b>	
Test-Conditions: ( MHz )	<b>100</b>	Material Code:		<b>G</b>	

#### Typical Impedance v.s. Frequency Curve:

#### Circuit



IMPEDANCE ( Ohm )

In the moment not available

FREQUENCY (Mhz)

#### High Speeded Signal Lines Chip Beads

Serie No.: **G12038-221-601G**

Customer:

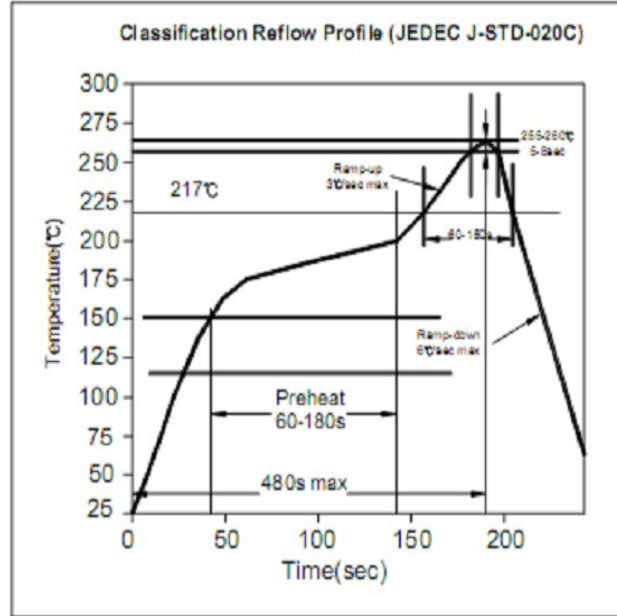
DRW:	Johnny	CHKD	Carlo		Wor	DATE	19.02.2023
APPD:	Elva				Vienna	Sheet	1 from 2

Copyright by EDCON S.Tiede



**Soldering Profile for Lead Soldering**

**Soldering Profile for Lead Free Soldering**



**Ordering Information**

Serie	Tolerance	Special	ROHS	Packing
-------	-----------	---------	------	---------

G12038-221-601G	N	X	R	TR
-----------------	---	---	---	----

<b>N=</b> Tolerance 25%	<b>X=</b> No special function	<b>R=</b> ROHS conform	<b>BU=</b> Bulk Ware
		<b>N=NON</b> ROHS conform	
			<b>TR=</b> Tape/Reel

High Sppeed Signal Lines Chip Beads	
Serie No.:	G12038-221-601G
Customer:	

DRW:	Johnny	CHKD	Carlo	Wor	DATE	19.02.2023
APPD:	Elva			Vienna	Sheet	2 from 2

Copyright by EDCON S.Tiede