



### Technical Specification

#### Features

Closed magnetic circuit structure allows high density mounting on a PCB board, mounting while preventing crosswalk.

Extremely high reliability due to entirely monolithic construction.

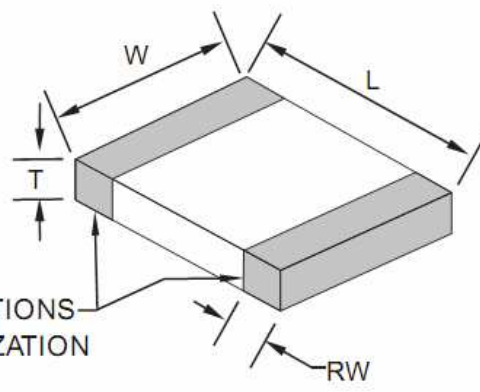
Low DC resistance structure of electronic to prevent wasteful electric power consumption.

High current application rating look at range.

#### Applications

for high speed signal lines

#### Dimensions



TERMINATIONS  
(METALLIZATION  
BANDS)

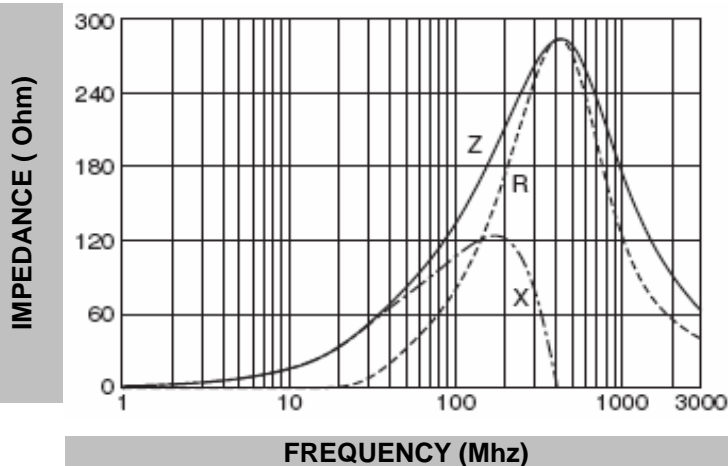
#### Chip Dimensions

L (mm)	W (mm)	T (mm)	RW (mm)
2,00 +/-0,2	1,25 +/-0,2	1,25 +/-0,2	0,5 +/-0,2

#### Test conditions

Specifications	Test Conditions		Value	Unit	Tol.
Impedance	<b>100Mhz</b>	Z	<b>120</b>	<b>Ω</b>	<b>+/- 25%</b>
Max. Impedance		Z		<b>Ω</b>	typ.
DC-Resistance		R <sub>DC</sub>	<b>0,250</b>	<b>Ω</b>	max.
Rated Current		I <sub>bc</sub>	<b>200</b>	mA	max.
Operating Temperature	-55°C to +125°C	°C			

Typical Impedance v.s. Frequency Curve:



#### Circuit



#### Ferrit Chip Bead Size 0805

Serie No.: **G12038**

Customer:

DRW:	Johnny	CHKD	Carlo	MATL:	Wor	DATE	14.01.2013
APPD:	Elva			FINISH	Vienna	Sheet	1 from 2



**P.C.B. Layout Dimension**

	(mm)
A	1,10 ~ 1,30
B	3,0 ~ 4,0
C	1,00 ~ 1,65

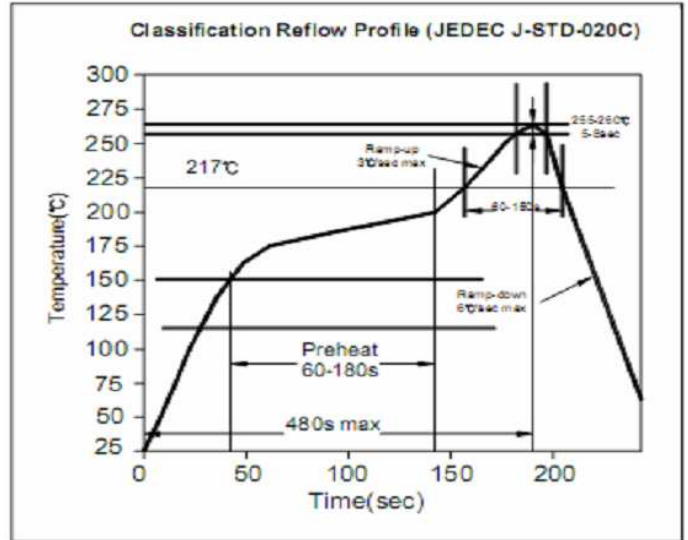


**Soldering Profile**

**Soldering Profile for Lead Soldering**



**Soldering Profile for Lead Free Soldering**



**Ordering Information**

Serie	Impedance	Tolerance	Current	Special	ROHS	Packing
G12038	121	N	201	X	R	TR
121= 120 Ohm		N= Tolerance 25%	201= 0,2A	X= No special function	R= ROHS conform N=NON ROHS conform	BU= Bulk Ware TR= Tape/Reel

**Ferrit Chip Bead Size 0805**

Serie No.: **G12038**

Customer:

DRW:	Johnny	CHKD	Carlo	MATL:	Wor	DATE	14.01.2013
APPD:	Elva			FINISH	Vienna	Sheet	2 from 2