



**Technical Specification**

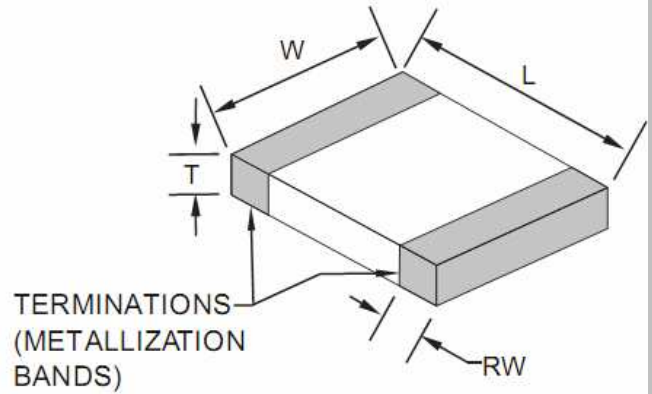
**Features**

- Closed magnetic circuit structure allows high density mounting on a pcb board, mounting while preventing crosswalk.
- Extremely high reliability due to entirely monolithic construction.
- Low DC resistance structure of electronic to prevent wasteful electric power consumption.
- Current application rating look at range.

**Applications**

for high speed signal lines

**Dimensions**



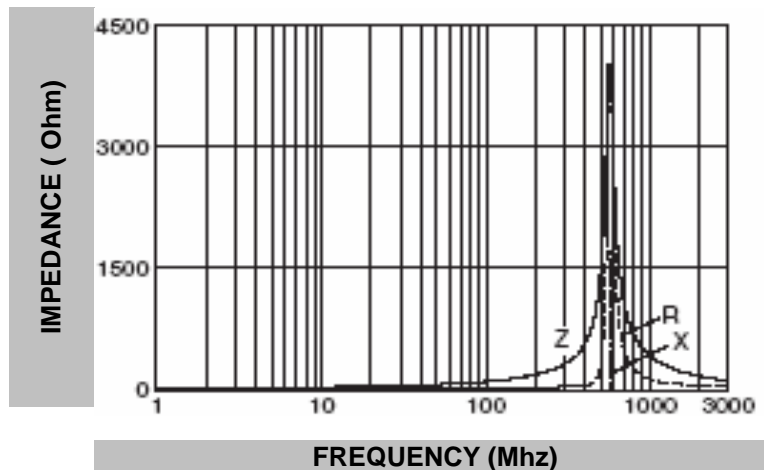
**Chip Dimensions**

L (mm)	W (mm)	T (mm)	RW (mm)
1,60 +/-0,2	0,8 +/-0,15	0,8 +/-0,15	0,4 +/-0,2

**Test conditions**

Specifications	Test Conditions		Value	Unit	Tol.
Impedance	<b>100Mhz</b>	Z	<b>75</b>	<b>Ω</b>	<b>+/- 25%</b>
Max. Impedance		Z		<b>Ω</b>	typ.
DC-Resistance		R <sub>DC</sub>	<b>0,700</b>	<b>Ω</b>	max.
Rated Current		I <sub>DC</sub>	<b>300</b>	mA	max.
Operating Temperature Range	-55°C ~ +125°C	°C			

**Typical Impedance v.s. Frequency Curve:**



**Circuit**



**Ferrit Chip Bead Size 0603**

Serie No.: **G12028**  
 Customer:

DRW:	Johnny	CHKD	Carlo	MATL:	Wor	DATE	12.01.2013
APPD:	Elva			FINISH	Vienna	Sheet	1 from 2



**P.C.B. Layout Dimension**

	(mm)
A	0,61 ~ 0,79
B	1,83 ~ 2,21
C	0,71 ~ 1,09

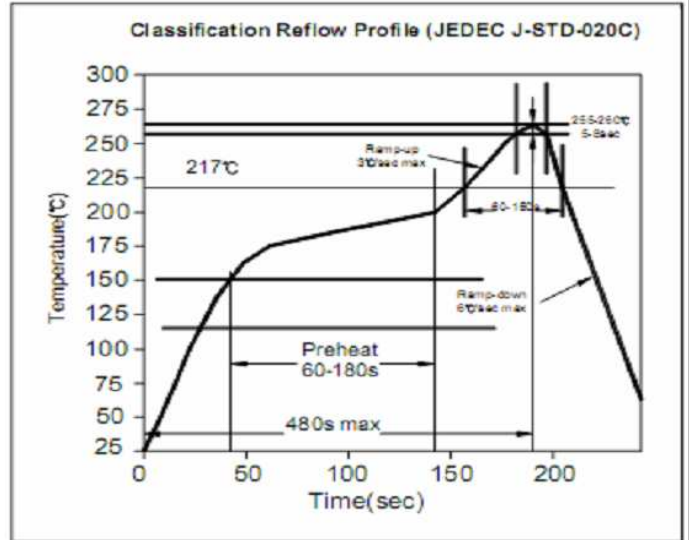


**Soldering Profile**

**Soldering Profile for Lead Soldering**



**Soldering Profile for Lead Free Soldering**



**Ordering Information**

Serie	Impedance	Tolerance	Current	Special	ROHS	Packing
G12028	750	N	301	X	R	TR
	750= 75 Ohm	N= Tolerance 25%	301= 0,3A	X= No special function	R= ROHS conform N=NON ROHS conform	BU= Bulk Ware TR= Tape/Reel

**Ferrit Chip Bead Size 0603**

Serie No.: **G12028**

Customer:

DRW:	Johnny	CHKD	Carlo	MATL:	Wor	DATE	12.01.2013
APPD:	Elva			FINISH	Vienna	Sheet	2 from 2