



Technical Specification

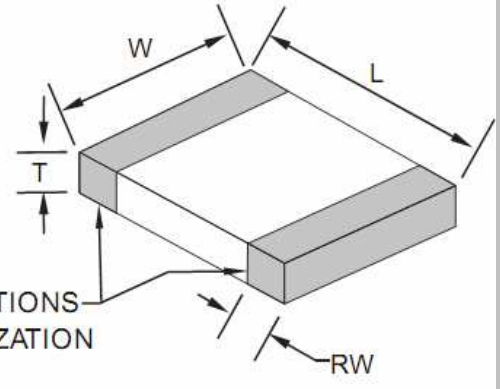
Features

- Closed magnetic circuit structure allows high density mounting on a pcb board, mounting while preventing crosswalk.
- Extremely high reliability due to entirely monolithic construction.
- Low DC resistance structure of electronic to prevent wasteful electric power consumption.
- Current application rating look at range.

Applications

for high speed signal lines

Dimensions



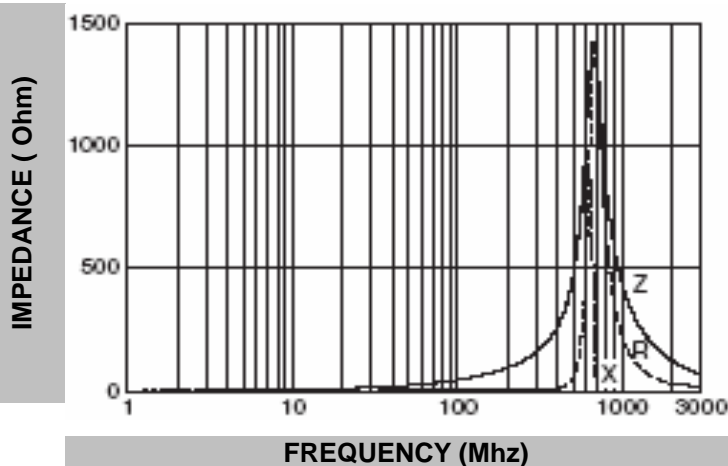
Chip Dimensions

L (mm)	W (mm)	T (mm)	RW (mm)
1,60 +/-0,2	0,8 +/-0,15	0,8 +/-0,15	0,4 +/-0,2

Test conditions

Specifications	Test Conditions		Value	Unit	Tol.
Impedance	100Mhz	Z	47	Ω	+/- 25%
Max. Impedance		Z		Ω	typ.
DC-Resistance		R _{DC}	0,550	Ω	max.
Rated Current		I _{bc}	300	mA	max.
Operating Temperature Range	-55°C ~ +125°C	°C			

Typical Impedance v.s. Frequency Curve:



Circuit



Ferrit Chip Bead Size 0603

Serie No.: **G12028**
 Customer:

DRW:	Johnny	CHKD	Carlo	MATL:	Wor	DATE	12.01.2013
APPD:	Elva			FINISH	Vienna	Sheet	1 from 2



P.C.B. Layout Dimension

	(mm)
A	0,61 ~ 0,79
B	1,83 ~ 2,21
C	0,71 ~ 1,09

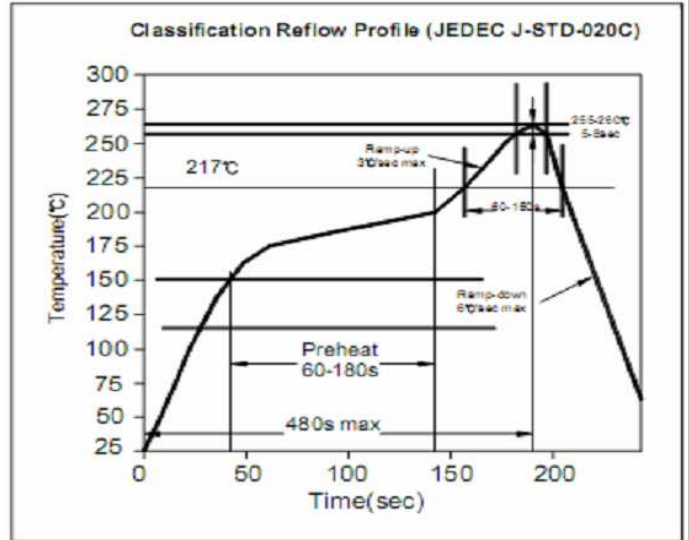


Soldering Profile

Soldering Profile for Lead Soldering



Soldering Profile for Lead Free Soldering



Ordering Information

Serie	Impedance	Tolerance	Current	Special	ROHS	Packing
G12028	470	N	301	X	R	TR
	470= 47 Ohm	N= Tolerance 25%	301= 0,3A	X= No special function	R= ROHS conform N=NON ROHS conform	BU= Bulk Ware TR= Tape/Reel

Ferrit Chip Bead Size 0603

Serie No.: **G12028**

Customer:

DRW:	Johnny	CHKD	Carlo	MATL:	Wor	DATE	12.01.2013
APPD:	Elva			FINISH	Vienna	Sheet	2 from 2