

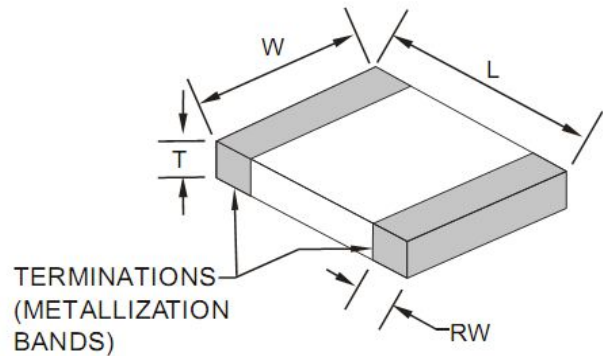


### Technical Specification

#### Features

- Closed magnetic circuit structure allows high density mounting on a PCB board, mounting while preventing crosswalk.
- Extremely high reliability due to entirely monolithic construction.
- Low DC resistance structure of electronic to prevent wasteful electric power consumption.
- High current application rating look at range.

#### Dimensions



Chip Dimensions		Size Code	Size Dimension
		0603	1608
L (mm)	W (mm)	T (mm)	RW (mm)
1,6±0,15	0,8±0,15	0,1	0,3±0,2

### Specifications / Test conditions

	Test-Cond.	Min	Typ.	Max	Unit	Tol.%	Order Code
Impedance: ( Z )	100 Mhz		60		Ω	25	600
Impedance: ( Z )	0 Ghz		0		Ω	0	
DC-Resistance: (RDC)		--	0,10	--	Ω		
Rated Current: ( IDC )		--	500	--	mA		501D
Operating Temperature: ( °C )		-55°C ~ +125°C					
Tolerance Code:		N	Material Code:	D			

#### Typical Impedance v.s. Frequency Curve:

#### Circuit



In the moment not available

#### Generell Signal Line A Chip Beads

Serie No.: G12027-600-501D

Customer:

#### FREQUENCY (Mhz)

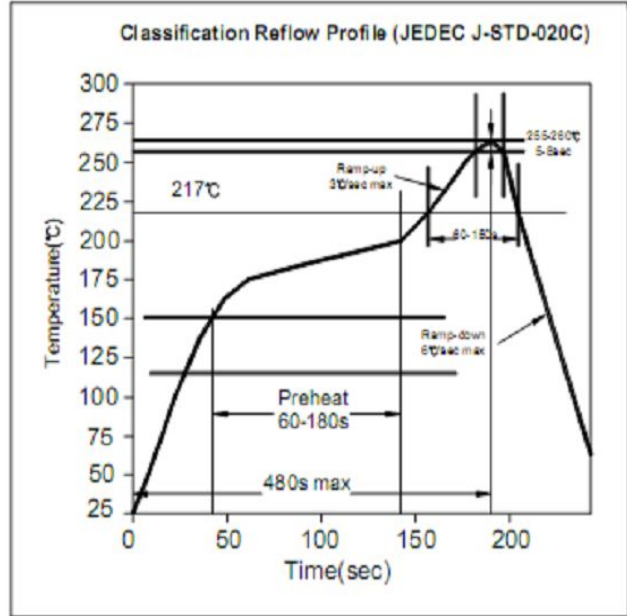
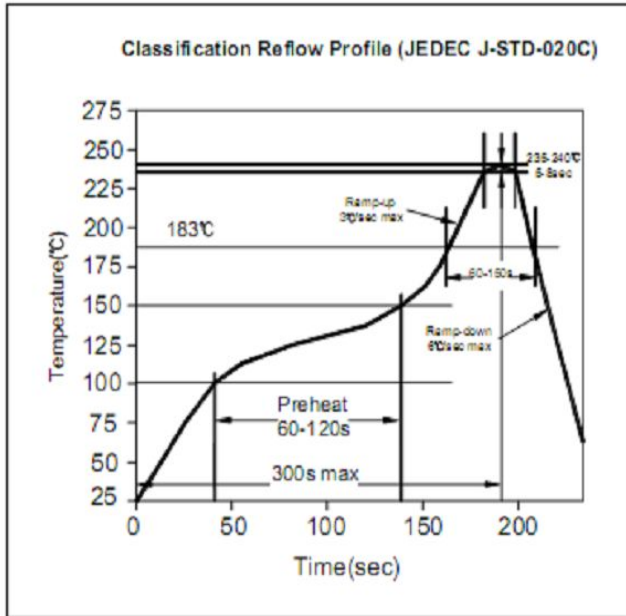
DRW:	Johnny	CHKD	Carlo		Wor	DATE	21.02.2023
APPD:	Elva				Vienna	Sheet	1 from 2

Copyright by EDCON S.Tiede



**Soldering Profile for Lead Soldering**

**Soldering Profile for Lead Free Soldering**



**Ordering Information**

Serie	Tolerance	Special	ROHS	Packing
-------	-----------	---------	------	---------

G12027-600-501D	0	X	R	TR
-----------------	---	---	---	----

N= Tolerance 25%	X= No special function	R= ROHS conform	BU= Bulk Ware
		N=NON ROHS conform	
			TR= Tape/Reel

**Generell Signal Line A Chip Beads**

Serie No.: G12027-600-501D

Customer:

DRW:	Johnny	CHKD	Carlo		Wor	DATE	21.02.2023
APPD:	Elva				Vienna	Sheet	2 from 2

Copyright by EDCON S.Tiede

[www.edcon-components.com](http://www.edcon-components.com)