

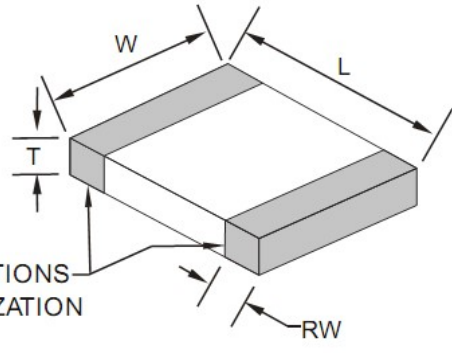


Technical Specification

Features

- Closed magnetic circuit structure allows high density mounting on a PCB board, mounting while preventing crosswalk.
- Extremely high reliability due to entirely monolithic construction.
- Low DC resistance structure of electronic to prevent wasteful electric power consumption.
- High current application rating look at range.

Dimensions



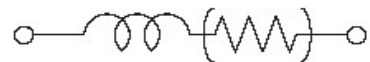
Chip Dimensions		Size Code	Size Dimension
		0603	1608
L (mm)	W (mm)	T (mm)	RW (mm)
1,6±0,15	0,8±0,15	0,8±0,15	0,3±0,2

Specifications / Test conditions

	Min	Typ.	Max	Unit	Order Code
Impedance: (Z)		120		Ω	121
DC-Resistance: (RDC)	--	0,20	--	Ω	
Rated Current: (IDC)	--	300	--	mA	301E
Operating Temperature: (°C)	-.55°C ~ +125°C				
Tolerance: (%)	25	Tolerance Code:		N	
Test-Conditions: (MHz)	100	Material Code:		E	

Typical Impedance v.s. Frequency Curve:

Circuit



IMPEDANCE (Ohm)

In the moment not available

FREQUENCY (Mhz)

Generell Signal Lines A Chip Beads

Serie No.: **G12027-121-301E**

Customer:

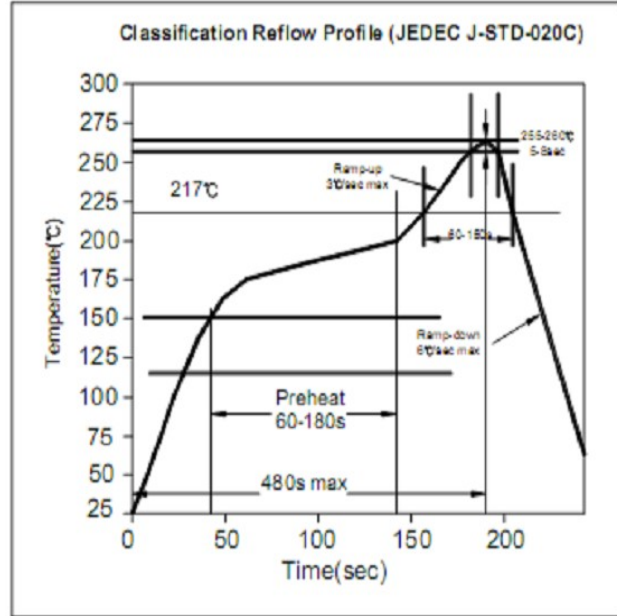
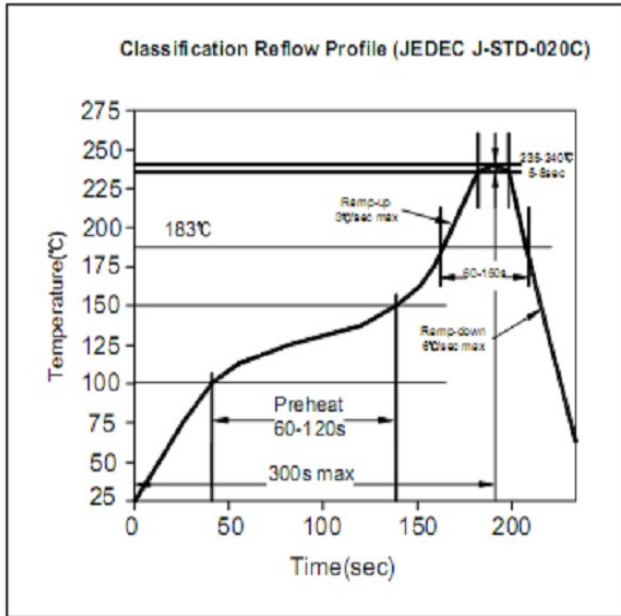
DRW:	Johnny	CHKD	Carlo		Wor	DATE	19.02.2023
APPD:	Elva				Vienna	Sheet	1 from 2

Copyright by EDCON S.Tiede



Soldering Profile for Lead Soldering

Soldering Profile for Lead Free Soldering



Ordering Information

Serie	Tolerance	Special	ROHS	Packing
-------	-----------	---------	------	---------

G12027-121-301E	N	X	R	TR
-----------------	---	---	---	----

N= Tolerance 25%	X= No special function	R= ROHS conform	BU= Bulk Ware
		N=NON ROHS conform	
			TR= Tape/Reel

Generell Signal Lines A Chip Beads	
Serie No.:	G12027-121-301E
Customer:	
DATE	19.02.2023
Sheet	2 from 2

DRW:	Johnny	CHKD	Carlo	Wor
APPD:	Elva			Vienna

Copyright by EDCON S.Tiede