

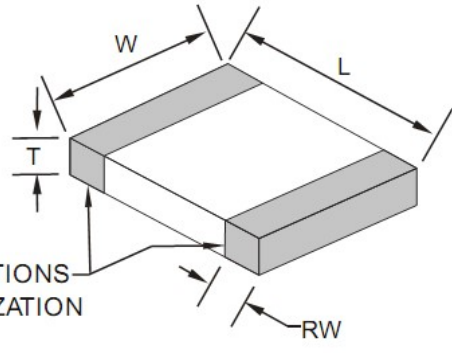


### Technical Specification

#### Features

- Closed magnetic circuit structure allows high density mounting on a PCB board, mounting while preventing crosswalk.
- Extremely high reliability due to entirely monolithic construction.
- Low DC resistance structure of electronic to prevent wasteful electric power consumption.
- High current application rating look at range.

#### Dimensions



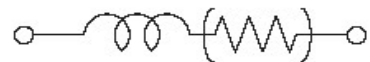
Chip Dimensions		Size Code	Size Dimension
		0603	1608
L (mm)	W (mm)	T (mm)	RW (mm)
1,6±0,15	0,8±0,15	0,8±0,15	0,3±0,2

### Specifications / Test conditions

	Min	Typ.	Max	Unit	Order Code
Impedance: ( Z )		<b>1000</b>		<b>Ω</b>	<b>102</b>
DC-Resistance: (RDC)	--	<b>0,60</b>	--	<b>Ω</b>	
Rated Current: ( IDC )	--	<b>200</b>	--	<b>mA</b>	<b>201U</b>
Operating Temperature: ( °C )	<b>-.55°C ~ +125°C</b>				
Tolerance: ( % )	<b>25</b>	Tolerance Code:		<b>N</b>	
Test-Conditions: ( MHz )	<b>100</b>	Material Code:		<b>U</b>	

#### Typical Impedance v.s. Frequency Curve:

#### Circuit



IMPEDANCE ( Ohm )

In the moment not available

FREQUENCY (Mhz)

#### Generell Signal Lines A Chip Beads

Serie No.: **G12027-102-201U**

Customer:

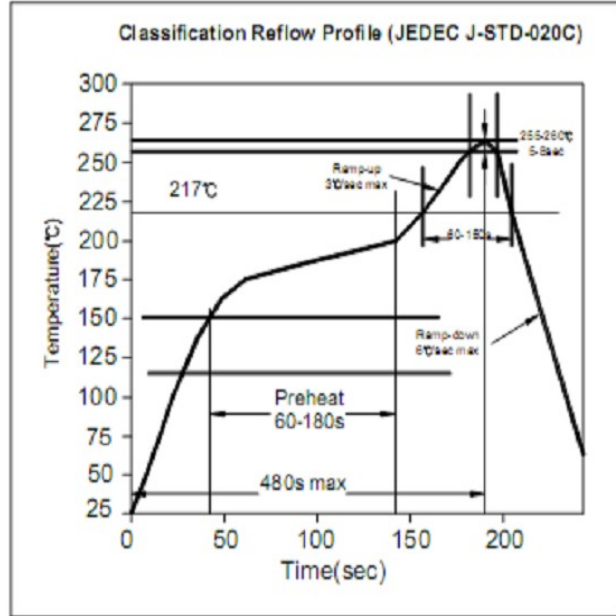
DRW:	Johnny	CHKD	Carlo		Wor	DATE	19.02.2023
APPD:	Elva				Vienna	Sheet	1 from 2

Copyright by EDCON S.Tiede



**Soldering Profile for Lead Soldering**

**Soldering Profile for Lead Free Soldering**



**Ordering Information**

Serie	Tolerance	Special	ROHS	Packing
-------	-----------	---------	------	---------

G12027-102-201U	N	X	R	TR
-----------------	---	---	---	----

<b>N=</b> Tolerance 25%	<b>X=</b> No special function	<b>R=</b> ROHS conform	<b>BU=</b> Bulk Ware
		<b>N=</b> NON ROHS conform	
			<b>TR=</b> Tape/Reel

<b>Generell Signal Lines A Chip Beads</b>						
Serie No.:	G12027-102-201U					
Customer:						
DRW:	Johnny	CHKD	Carlo	Wor	DATE	19.02.2023
APPD:	Elva			Vienna	Sheet	2 from 2

Copyright by EDCON S.Tiede