



**Technical Specification**

**Features**

Closed magnetic circuit structure allows high density mounting on a pcb board, mounting while preventing crosswalk.

Extremely high reliability due to entirely monolithic construction.

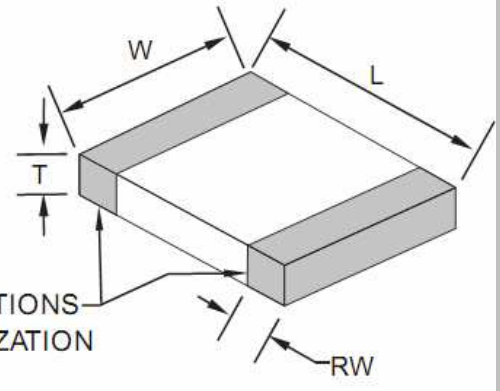
Low DC resistance structure of electronic to prevent wasteful electric power consumption.

High current application rating look at range.

**Applications**

for high speed signal lines

**Dimensions**



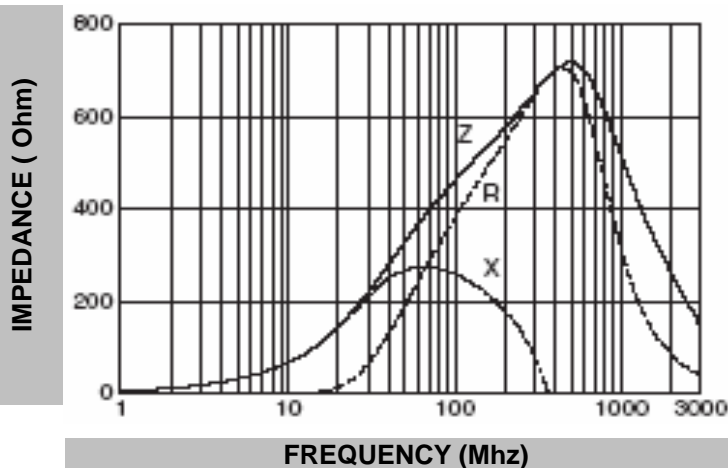
**Chip Dimensions**

L (mm)	W (mm)	T (mm)	RW (mm)
0,60 +/-0,03	0,3 +/-0,03	0,3 +/-0,03	0,15 +/-0,05

**Test conditions**

Specifications	Test Conditions		Value	Unit	Tol.
Impedance	<b>100Mhz</b>	Z	<b>470</b>	<b>Ω</b>	<b>+/- 25%</b>
Max. Impedance		Z		<b>Ω</b>	typ.
DC-Resistance		R <sub>DC</sub>	<b>1,50</b>	<b>Ω</b>	max.
Rated Current		I <sub>bc</sub>	<b>215</b>	mA	max.
Operating Temperature Range	-55°C ~ +125°C	°C			

**Typical Impedance v.s. Frequency Curve:**



**Circuit**



**Ferrit Chip Bead Size 0201**

Serie No.: **G12022**

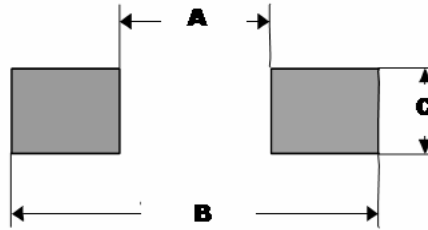
Customer:

DRW:	Johnny	CHKD	Carlo	MATL:	Wor	DATE	12.01.2013
APPD:	Elva			FINISH	Vienna	Sheet	1 from 2



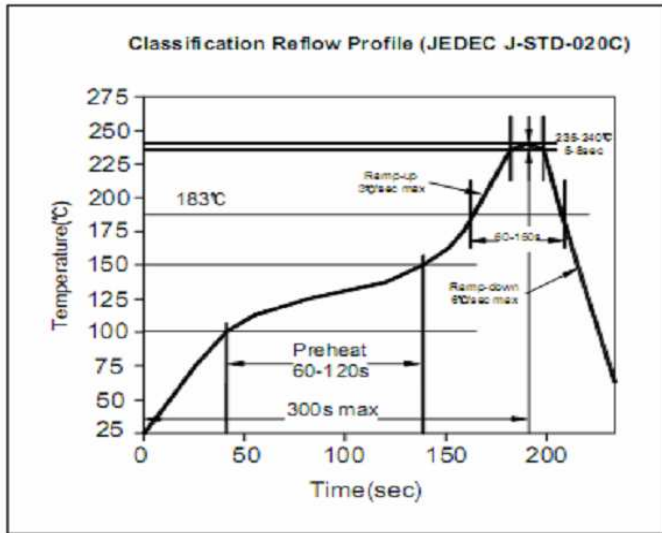
**P.C.B. Layout Dimension**

	(mm)
A	0,20 ~ 0,36
B	0,61 ~ 1,02
C	0,33 ~ 0,41

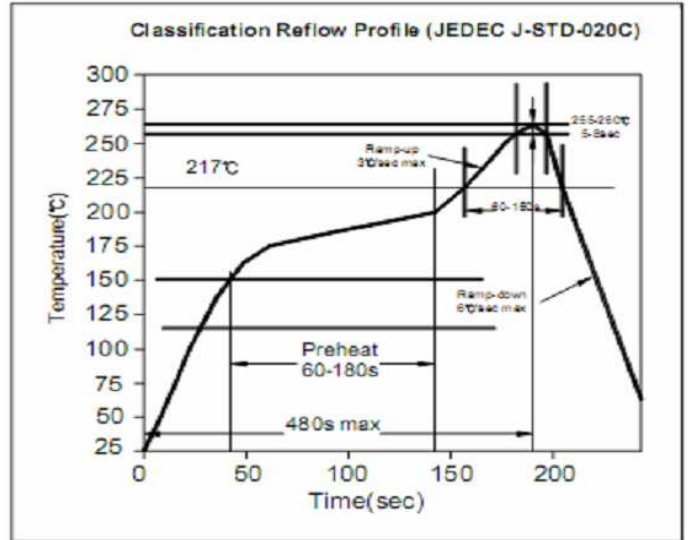


**Soldering Profile**

**Soldering Profile for Lead Soldering**



**Soldering Profile for Lead Free Soldering**



**Ordering Information**

Serie	Impedance	Tolerance	Current	Special	ROHS	Packing
G12022	471	N	211	X	R	TR

471= 470 Ohm	N= Tolerance 25%	211= 0,215A	X= No special function	R= ROHS conform	BU= Bulk Ware TR= Tape/Reel
				N=NON ROHS conform	

**Ferrit Chip Bead Size 0201**

Serie No.: **G12022**

Customer:

DRW:	Johnny	CHKD	Carlo	MATL:	Wor	DATE	12.01.2013
APPD:	Elva			FINISH	Vienna	Sheet	2 from 2