



Technical Specification

Insulator Material:	PBT UL94V-0
Contact Resistance:	30m Ohm max.
Insulator Resistance:	1000M Ohm max.
Temperature Rating:	-.55°C ~ 85°C
Contact Material:	Steel
Contact:	Tin-Nickel Plate
Dielectric Voltage:	750VAC
Durability:	50 Cycles min.
Application for:	Coin Type
Battery Type: 1Cell	2320, 2325, 2330, 2335, 2354

Dimension of Holder

Inch					
H	L	O.D			
0,335	1,150	1,000			

mm					
H	L	O.D			
8,5	29,2	25,4			

Ordering Information

Serie	Contact Material	Contact Plating	ROHS	Packing		
-------	------------------	-----------------	------	---------	--	--

B23118	-	ST	NI	R	BU	
---------------	---	-----------	-----------	----------	-----------	--

		N= Non ROHS	BU= Bulk-Ware
		R= ROHS Conform	TR= Tape / Reel
ST= Steel	NI= Nickel plated		

Battery Coin Cell Holder THT

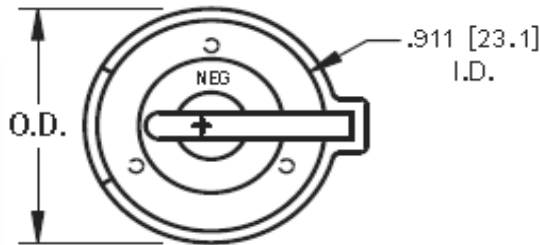
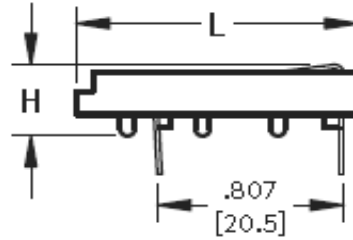
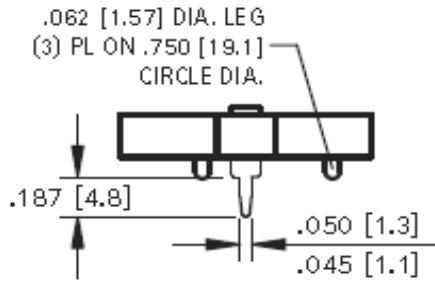
Part No.: **B23118**

Customer:

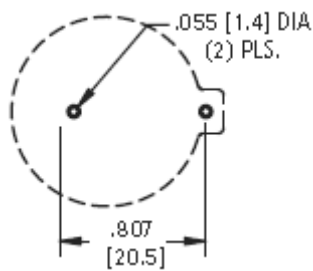
DRW:	Jason	CHKD	Jules	MATL:	Wu	DATE	04.11.2018
APPD:	Join			FINISH	Shieh	Sheet	1 from 3



Technical Dimensions (inch / mm)



PCB Layout (inch / mm)



**Battery Coin Cell Holder
 THT**

Part No.: **B23118**

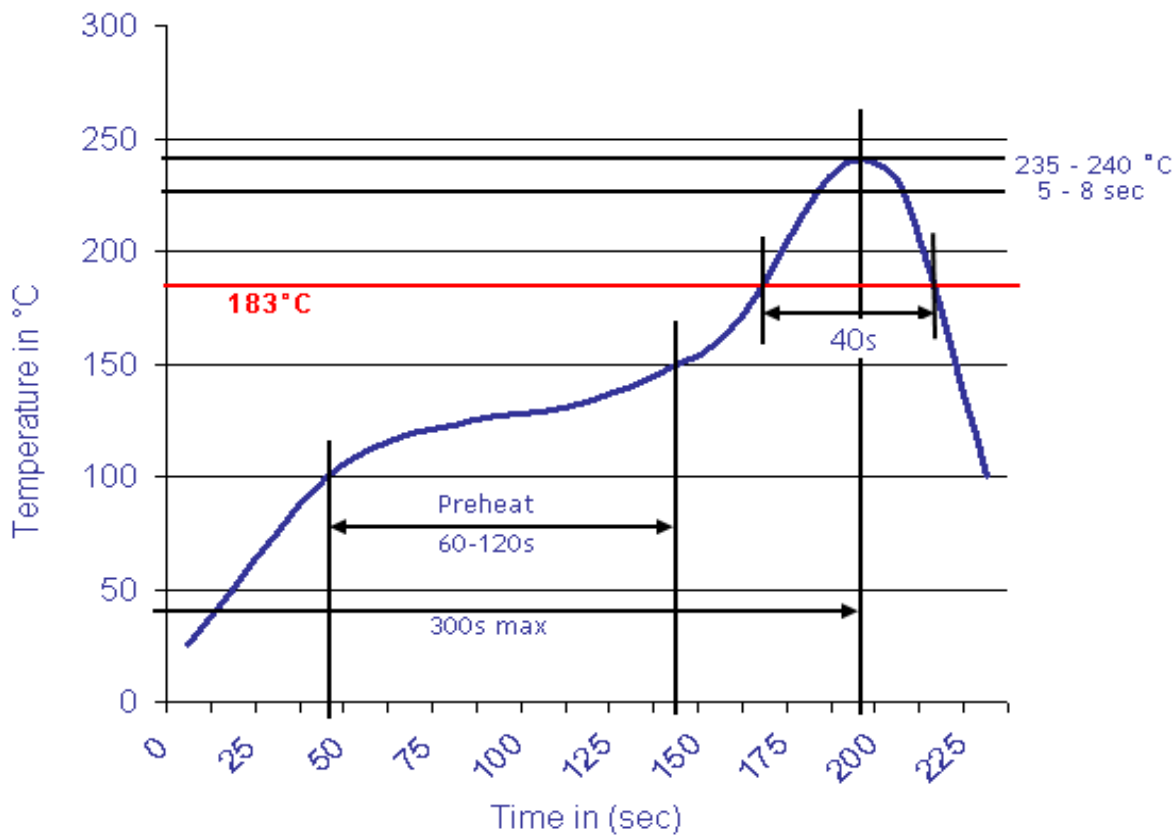
Customer:

DRW:	Jason	CHKD	Jules	MATL:	Wu	DATE	04.11.2018
APPD:	Join			FINISH	Shieh	Sheet	2 from 3



Soldering Profile Curve

Classification Reflow Profile (JEDEC J-STD-020C)



Battery Coin Cell Holder	
THT	
Part No.:	B23118
Customer:	

DRW:	Jason	CHKD	Jules	MATL:	Wu	DATE	04.11.2018
APPD:	Join			FINISH	Shieh	Sheet	3 from 3