

Data Sheet

Straight Dual-Row Wafer Terminal Block

Pitch: 2,54 mm

Serie: A14F011

Customer Information for special Item

EDCON Customer : xxxxxx

Customer Version No. : xx

EDCON-COMPONENTS



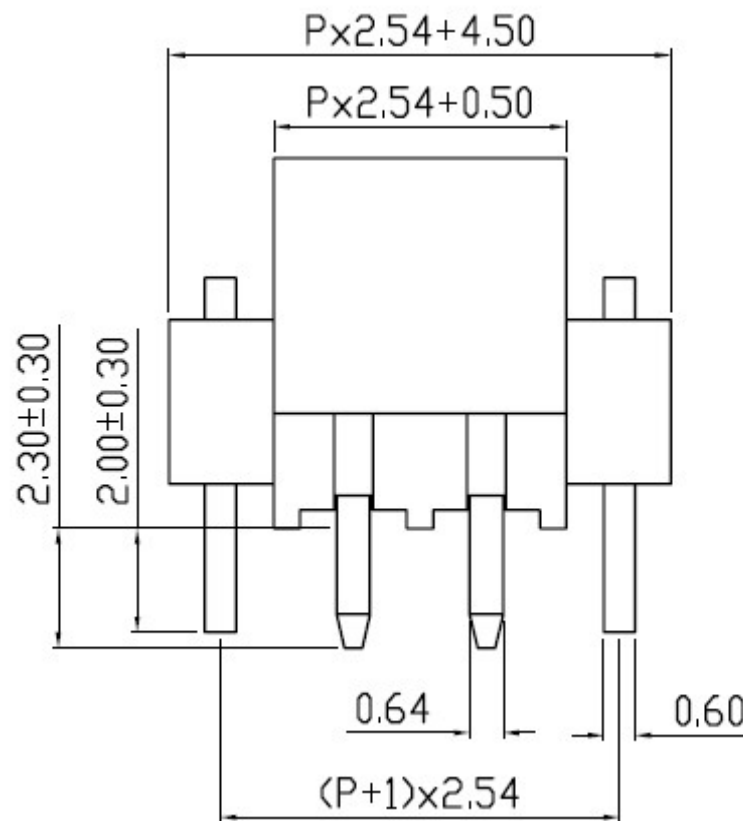
EDCON EDCON EDCON EDCON



Technical Discription

UL/CUL 技术 参数 UL/CUL Technical Data	cULus			
等级 Use Group	B	C	D	
额定电压 Rated Voltage [V]	150	-	-	
额定电流 Rated Current [A]	3	-	-	
接线范围 Wire Range 单/多芯线 Solid/Stranded [AWG]	-			
耐电压 Withstanding Voltage	1300V/1Min			
IEC 技术参数 IEC Technical Data	DE			
过电压类别 Overvoltage Category	III	III	II	
污染等级 Contamination Class	3	2	2	
额定电压 Rated Voltage [V]	32	160	160	
额定电流 Rated Current [A]	3	3	3	
额定冲击电压 Impulse withstand voltagea [KV]	2.5	2.5	2.5	
导线截面积 Conductor cross section 硬质/柔性导线 Solid/ flexible [mm ²]	-			
材料 Material				
绝缘材料 Insulation Material	PA46			
阻燃等级 Imflammability	UL94V-0			
导体材料 Contactor Material	铜合金 Copper alloy			
导体表面镀层 Contactive Coating	镀锡 Tin Plated			
一般参数 Other Data				
间距 Pitch [mm]	2.54			
极数 Poles [P]	02、03			
剥线长度 Stripping Length [mm]	-			
螺丝 Screw 扭矩 Torque(Max) [N.m]	-			
工作温度 Operating temperatur [°C]	-40~+105			
引针尺寸 Pin Dimensions [mm]	2.30			
PCB板孔径 PCB Hole Diameter [mm]	1.20			

Drawing (Dimension in mm)



Tolerances unless otherwise specified (mm)				
X	X.X	X.XX	X.XXX	Angle
±	±	±	±	±3°

Straight Dual-Row Wafer Terminal Block	
Part No.:	A14F011
Customer:	

DRW:	Jason	CHKD:	Wilson	MATL:	Wilson	TOLERANCE:	Mason	DATE:	02.05.2026
APPD:	Schumi			FINISH:	Jamy			Sheet No.:	1 from 4

www.edcon-components.com

email: info@edcon-components.com

EDCON-COMPONENTS

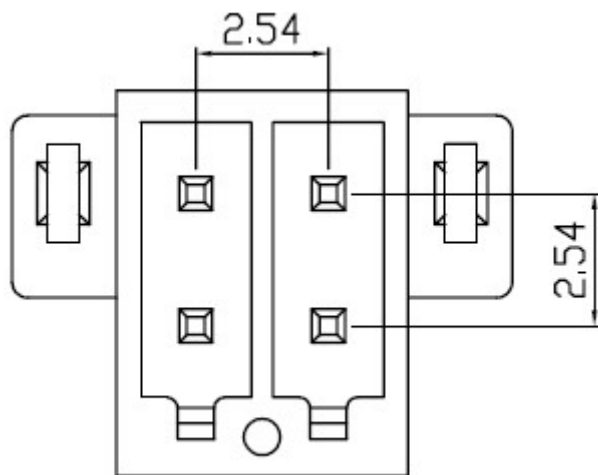
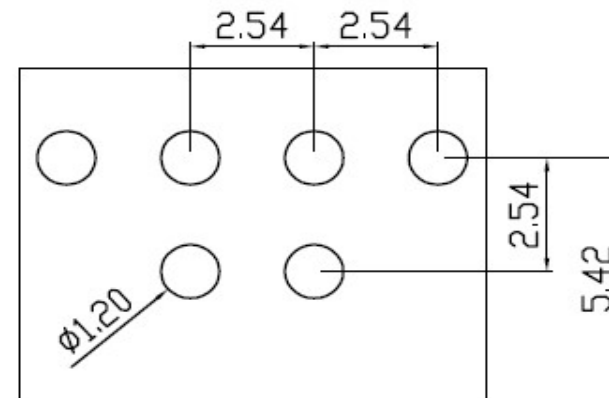
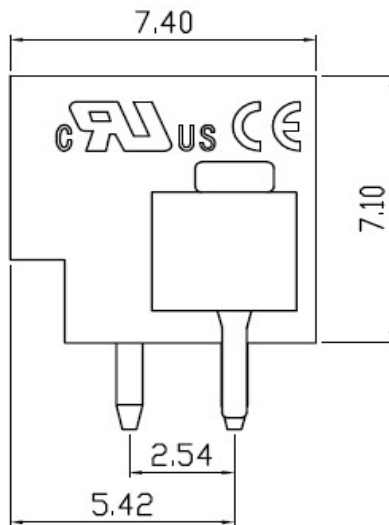
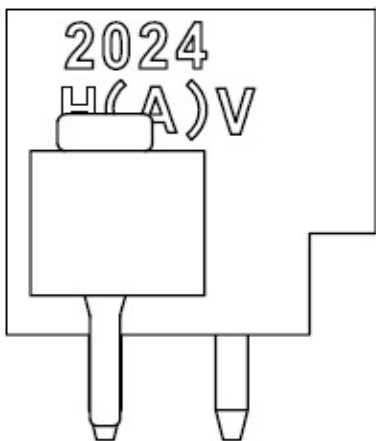


EDCON EDCON EDCON EDCON



Drawing (Dimension in mm)

PCB Layout (unit /mm) PCB-View



Straight Dual-Row Wafer Terminal Block	
Part No.:	A14F011
Customer:	

DRW:	Jason	CHKD	Wilson	MATL:	Wilson	TOLERANCE	Mason	DATE	02.05.2026
APPD:	Schumi			FINISH	Jamy		Sheet No.		2 from 4

www.edcon-components.com

email: info@edcon-components.com

EDCON-COMPONENTS



EDCON EDCON EDCON EDCON



Ordering Informations

Serie	No. of Pos.	Body Color	Special function	Approval Code	ROHS	Packing	EDCON Cust. No.	Customer Version		
A14F011	04	BK	N	N	R	B	xxxxxx	xx		

Pitch
2,54

04 = Number of Pos.2x2P		N = No special function	N = NON Approval	R = ROHS Conform	B = Bulk-Ware	xxxxxx = Customer Number	xx = Customer Version ??(Printing)
Standard 4 ~ 32Pos.			1 = UL-Approval for Material	N = NON ROHS Conform	I = Individual Package		
			A = UL /UR Approval Please consult EDCON for available				
	BK = Black		B = VDE Approval Please consult EDCON for available				
			C = TÜV Approval Please consult EDCON for available				

Straight Dual-Row Wafer Terminal Block	
Part No.:	A14F011
Customer:	

DRW:	Jason	CHKD	Wilson	MATL:	Wilson	TOLERANCE	Mason	DATE	02.05.2026
APPD:	Schumi			FINISH	Jamy		Sheet No.		3 from 4



Soldering Profile

Classification Reflow Profile (JEDEC J-STD-020C)



Classification Reflow Profile (JEDEC J-STD-020C)



**Straight Dual-Row Wafer
Terminal Block**

Part No.: **A14F011**

Customer:

DRW:	Jason	CHKD	Wilson	MATL:	Wilson	TOLERANCE	Mason	DATE	02.05.2026
APPD:	Schumi			FINISH	Jamy		Sheet No.		4 from 4