

# Data Sheet

## Elevated Terminal Block

**Pitch: 5,08 mm**


**Serie: A13M041**

### Customer Information for special Item

**EDCON Customer : 0**

**Customer Version No. : 0**

# EDCON-COMPONENTS



## Technical Discription

## Drawing (Dimension in mm)

### Electrical

Rated Voltage	300 Volt
Rated Current	12A
Wire Range	
Solid Wire	AWG 16~26
Stranged Wire	AWG 16~26
Withstanding Voltage	2,0KV
Insulation Resistance	5000MΩ / 1000V

### Mechanical

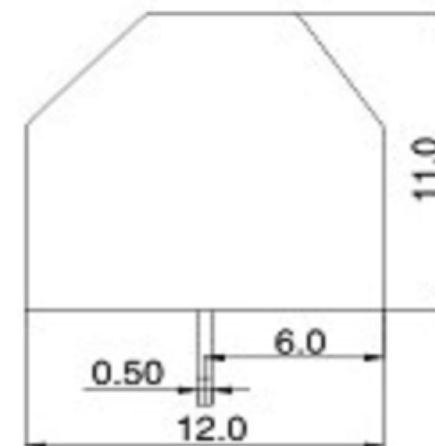
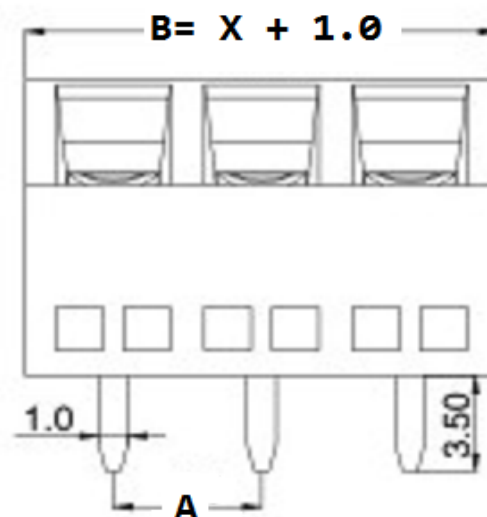
Operating Temperature	-40°C ~ +105°C
Wire Strip Length	7mm

### Dimensions

Pitch (mm)	5,08
Poles	2 + 3Pos. ~ 24 Pos.

### Materials

1 Terminal Housing	Thermoplastic ( UL94V-0)
2 Clamp	Brass Ni, plated
3 Wire guard	Wire guard solder Pin
4 Terminal screw	Steel Zinc plating
5 Terminal Housing Cover	PA66 ( UL94V-0)




## Elevated Terminal Block

Part No.: **A13M041**

Customer:

DRW:	Jason	CHKD	Wilson	MATL:	Wilson	TOLERANCE	Mason	DATE	08.04.2013
APPD:	Schumi			FINISH	Jamy		Sheet No.	1 from 4	

# EDCON-COMPONENTS



## Dimensions (mm)

No. of Pos.	B	Tol. A	A	Tol. B
02	11,16	± 0,15	5,08	± 0,15
03	16,24	± 0,15	10,16	± 0,15
04	21,32	± 0,15	15,24	± 0,15
05	26,40	± 0,15	20,32	± 0,15
06	31,48	± 0,15	25,40	± 0,15
07	36,56	± 0,25	30,48	± 0,25
08	41,64	± 0,25	35,56	± 0,25
09	46,72	± 0,25	40,64	± 0,25
10	51,80	± 0,25	45,72	± 0,25
11	56,88	± 0,25	50,80	± 0,25
12	61,96	± 0,25	55,88	± 0,25
13	67,04	± 0,35	60,96	± 0,35
14	72,12	± 0,35	66,04	± 0,35
15	77,20	± 0,35	71,12	± 0,35
16	82,28	± 0,35	76,20	± 0,35
17	87,36	± 0,35	81,28	± 0,35
18	92,44	± 0,35	86,36	± 0,35
19	97,52	± 0,35	91,44	± 0,35
20	102,60	± 0,40	96,52	± 0,40
21	107,68	± 0,40	101,60	± 0,40
22	112,76	± 0,40	106,68	± 0,40
23	117,84	± 0,40	111,76	± 0,40
24	122,92	± 0,40	116,84	± 0,40


### Elevated Terminal Block

Part No.: **A13M041**

Customer:

DRW:	Jason	CHKD	Wilson	MATL:	Wilson	TOLERANCE	Mason	DATE	08.04.2013
APPD:	Schumi			FINISH	Jamy		Sheet No.		2 from 4



# EDCON-COMPONENTS



## Ordering Informations


Serie	No. of Pos.	Body Color	No Function	Approval Code	ROHS	Packing	EDCON Cust. No.	Customer Version		
-------	-------------	------------	-------------	---------------	------	---------	-----------------	------------------	--	--

<b>A13M041</b>	<b>02</b>	<b>PG</b>	<b>A</b>	<b>N</b>	<b>R</b>	<b>B</b>				
----------------	-----------	-----------	----------	----------	----------	----------	--	--	--	--

Pitch 5,08	<b>02</b> = Number of Pos. Standard 2 + 3Pos- ~ 24Pos.	<b>PG</b> = Phoenix Green (Standard) <b>WH</b> = White <b>GN</b> = Green <b>GY</b> = Gray <b>LG</b> = Light Gray <b>OR</b> = Orange <b>BL</b> = Blue <b>BK</b> = Black	<b>A</b> = Slotted Screw Type (Standard)  <b>B</b> = Cross Slotted Screw Type 	<b>N</b> = NON Approval <b>A</b> = UL /UR Approval Please consult EDCON for available <b>B</b> = VDE Approval Please consult EDCON for available <b>C</b> = TÜV Approval Please consult EDCON for available	<b>R</b> = ROHS Conform <b>N</b> = NON ROHS Conform	<b>B</b> = Bulk-Ware <b>I</b> = Individual Package	<b>xxxxxx</b> = Customer Number	<b>xxx</b> = Customer Version ??(Printing)		
---------------	---	---	---	--	--	---	---------------------------------	--	--	--

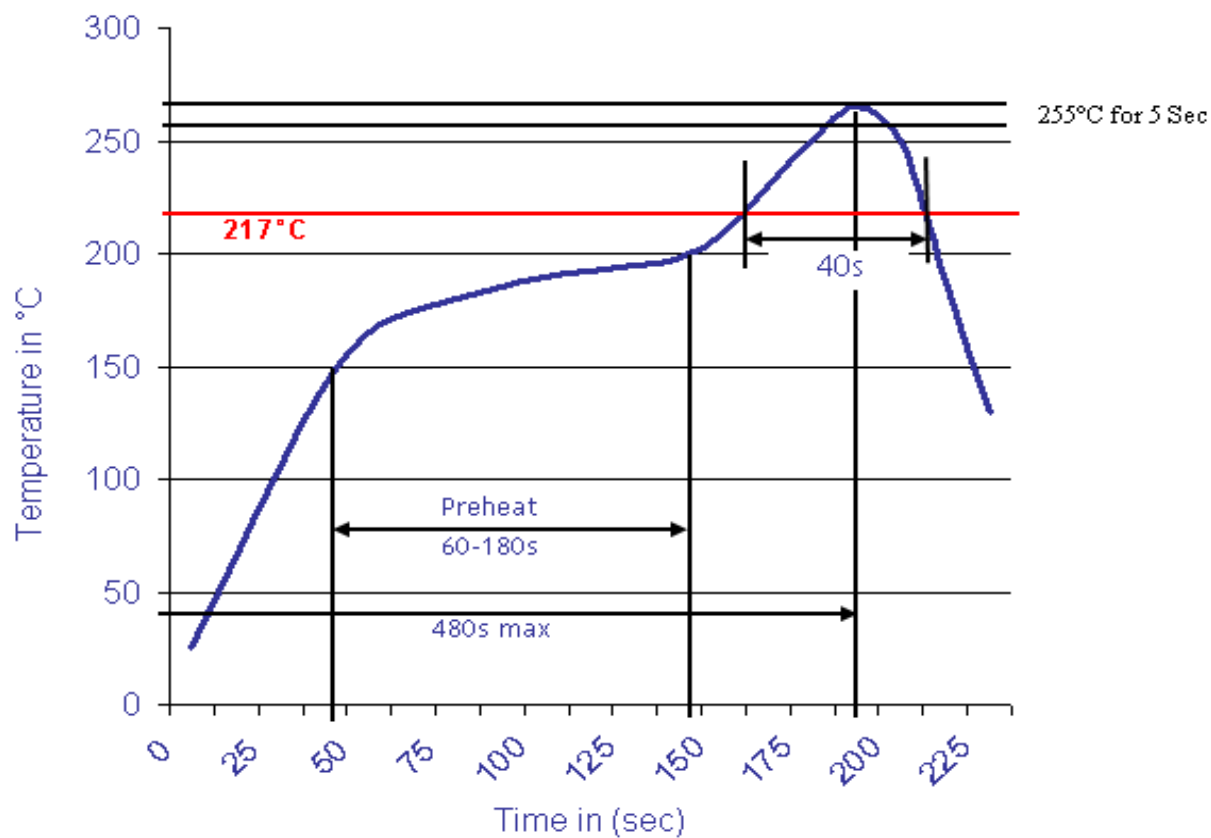
<b>Elevated Terminal Block</b>	
Part No.:	<b>A13M041</b>
Customer:	

DRW:	Jason	CHKD	Wilson	MATL:	Wilson	TOLERANCE	Mason	DATE	08.04.2013
APPD:	Schumi			FINISH	Jamy			Sheet No.	3 from 4



Soldering Profile Curve

Classification Reflow Profile (JEDEC J-STD-020C)



<b>Elevated Terminal Block</b>	
Part No.:	<b>A13M041</b>
Customer:	

DRW:	Jason	CHKD	Wilson	MATL:	Wilson	TOLERANCE	Mason	DATE	08.04.2013
APPD:	Schumi			FINISH	Jamy		Sheet No.	4 from 4	