

# Data Sheet

## Elevated Terminal Block

**Pitch: 5,00 mm**


**Serie: A13L051**

### Customer Information for special Item

**EDCON Customer : 0**

**Customer Version No. : 0**

# EDCON-COMPONENTS



## Technical Discription

## Drawing (Dimension in mm)

### Electrical

Rated Voltage	300 Volt
Rated Current	12A
Wire Range	
Solid Wire	AWG 16~26
Stranged Wire	AWG 16~26
Withstanding Voltage	2,0KV
Insulation Resistance	5000MΩ / 1000V

### Mechanical

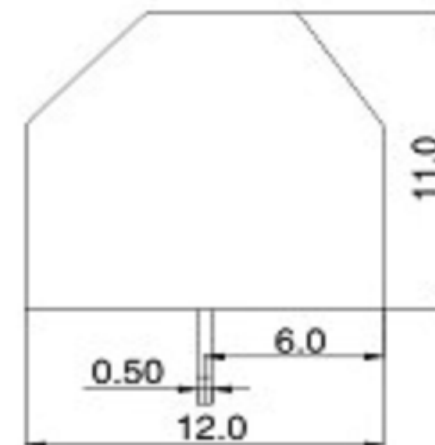
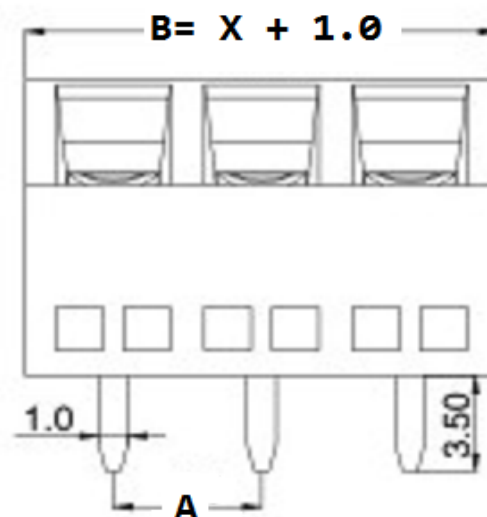
Operating Temperature	-40°C ~ +105°C
Wire Strip Length	7mm

### Dimensions

Pitch (mm)	5,00
Poles	2 + 3Pos. ~ 24 Pos.

### Materials

1 Terminal Housing	Thermoplastic ( UL94V-0)
2 Clamp	Brass Ni, plated
3 Wire guard	Wire guard solder Pin
4 Terminal screw	Steel Zinc plating
5 Terminal Housing Cover	PA66 ( UL94V-0)




## Elevated Terminal Block

Part No.: **A13L051**

Customer:

DRW:	Jason	CHKD	Wilson	MATL:	Wilson	TOLERANCE	Mason	DATE	08.04.2013
APPD:	Schumi			FINISH	Jamy		Sheet No.	1 from 4	

# EDCON-COMPONENTS



## Dimensions (mm)

No. of Pos.	B	Tol. A	A	Tol. B
02	11,00	± 0,15	5,00	± 0,15
03	16,00	± 0,15	10,00	± 0,15
04	21,00	± 0,15	15,00	± 0,15
05	26,00	± 0,15	20,00	± 0,15
06	31,00	± 0,15	25,00	± 0,15
07	36,00	± 0,25	30,00	± 0,25
08	41,00	± 0,25	35,00	± 0,25
09	46,00	± 0,25	40,00	± 0,25
10	51,00	± 0,25	45,00	± 0,25
11	56,00	± 0,25	50,00	± 0,25
12	61,00	± 0,25	55,00	± 0,25
13	66,00	± 0,35	60,00	± 0,35
14	71,00	± 0,35	65,00	± 0,35
15	76,00	± 0,35	70,00	± 0,35
16	81,00	± 0,35	75,00	± 0,35
17	86,00	± 0,35	80,00	± 0,35
18	91,00	± 0,35	85,00	± 0,35
19	96,00	± 0,35	90,00	± 0,35
20	101,00	± 0,40	95,00	± 0,40
21	106,00	± 0,40	100,00	± 0,40
22	111,00	± 0,40	105,00	± 0,40
23	116,00	± 0,40	110,00	± 0,40
24	121,00	± 0,40	115,00	± 0,40


### Elevated Terminal Block

Part No.: **A13L051**

Customer:

DRW:	Jason	CHKD	Wilson	MATL:	Wilson	TOLERANCE	Mason	DATE	08.04.2013
APPD:	Schumi			FINISH	Jamy		Sheet No.		2 from 4



# EDCON-COMPONENTS



## Ordering Informations


Serie	No. of Pos.	Body Color	No Function	Approval Code	ROHS	Packing	EDCON Cust. No.	Customer Version		
-------	-------------	------------	-------------	---------------	------	---------	-----------------	------------------	--	--

<b>A13L051</b>	<b>02</b>	<b>PG</b>	<b>A</b>	<b>N</b>	<b>R</b>	<b>B</b>				
----------------	-----------	-----------	----------	----------	----------	----------	--	--	--	--

Pitch 5,00	<b>02=</b> Number of Pos. Standard 2 + 3Pos- ~ 24Pos.	<b>PG=</b> Phoenix Green (Standard) <b>WH=</b> White <b>GN=</b> Green <b>GY=</b> Gray <b>LG=</b> Light Gray <b>OR=</b> Orange <b>BL=</b> Blue <b>BK=</b> Black	<b>A=</b> Slotted Screw Type (Standard)  <b>B=</b> Cross Slotted Screw Type 	<b>N=</b> NON Approval <b>A=</b> UL /UR Approval Please consult EDCON for available <b>B=</b> VDE Approval Please consult EDCON for available <b>C=</b> TÜV Approval Please consult EDCON for available	<b>R=</b> ROHS Conform <b>N=</b> NON ROHS Conform	<b>B=</b> Bulk-Ware <b>I=</b> Individual Package	<b>xxxxxx=</b> Customer Number	<b>xxx=</b> Customer Version ??(Printing)		
---------------	--	---	---	--	--	---	--------------------------------	---	--	--

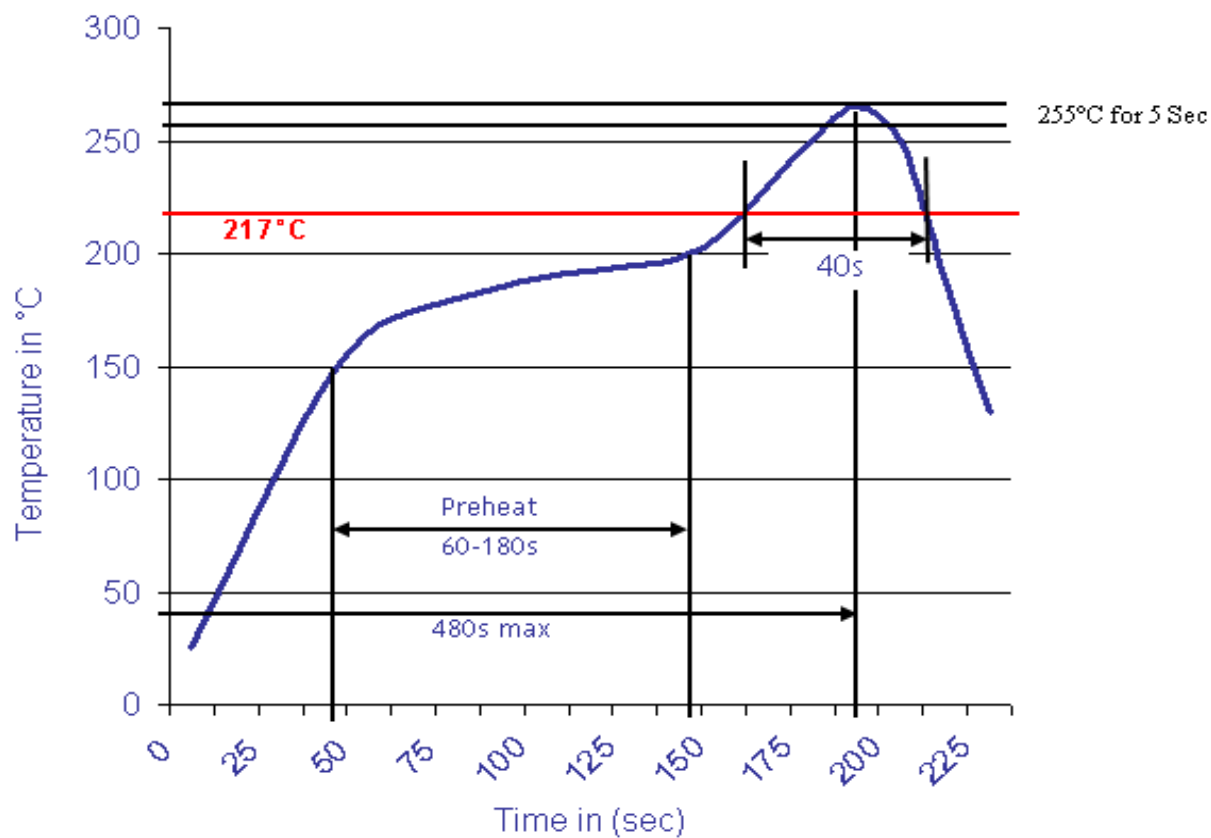
<b>Elevated Terminal Block</b>	
Part No.:	<b>A13L051</b>
Customer:	

DRW:	Jason	CHKD	Wilson	MATL:	Wilson	TOLERANCE	Mason	DATE	08.04.2013
APPD:	Schumi			FINISH	Jamy			Sheet No.	3 from 4



Soldering Profile Curve

Classification Reflow Profile (JEDEC J-STD-020C)



<b>Elevated Terminal Block</b>	
Part No.:	<b>A13L051</b>
Customer:	

DRW:	Jason	CHKD	Wilson	MATL:	Wilson	TOLERANCE	Mason	DATE	08.04.2013
APPD:	Schumi			FINISH	Jamy		Sheet No.	4 from 4	