

# Data Sheet

## Screwless Terminal Block

**Pitch: 7,00 mm**

**Serie: A11P003**

### Customer Information for special Item

**EDCON Customer : 0**

**Customer Version No. : 0**

# EDCON-COMPONENTS



## Technical Discription

## Drawing (Dimension in mm)

### Electrical

Standard UL, VDE  
 Rated voltage 250V  
 Rated current 2A  
 Wire range 22-14 AWG

### Mechanical

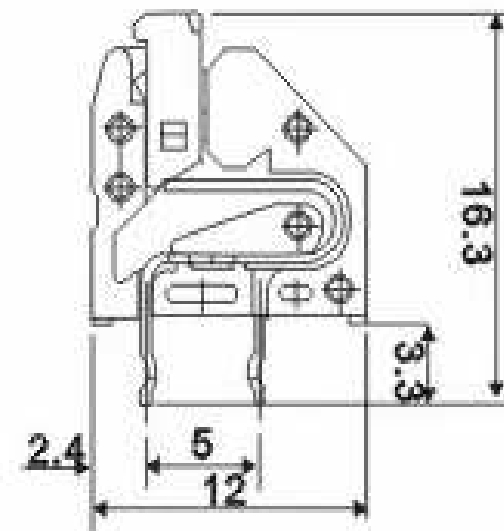
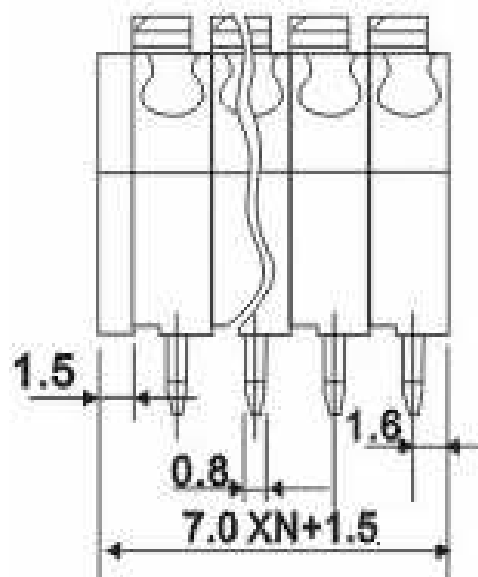
Operating temperature -40°C ~ +105°C

### Dimensions

Pitch 7.00mm  
 Poles 2P - 24P

### Material

Housing Nylon PA66 (UL94V-0)  
 Pin header Brass, Tin plated  
 Wire guard Stainless steel



### Screwless Terminal Block

Part No.: **A11P003**

Customer:

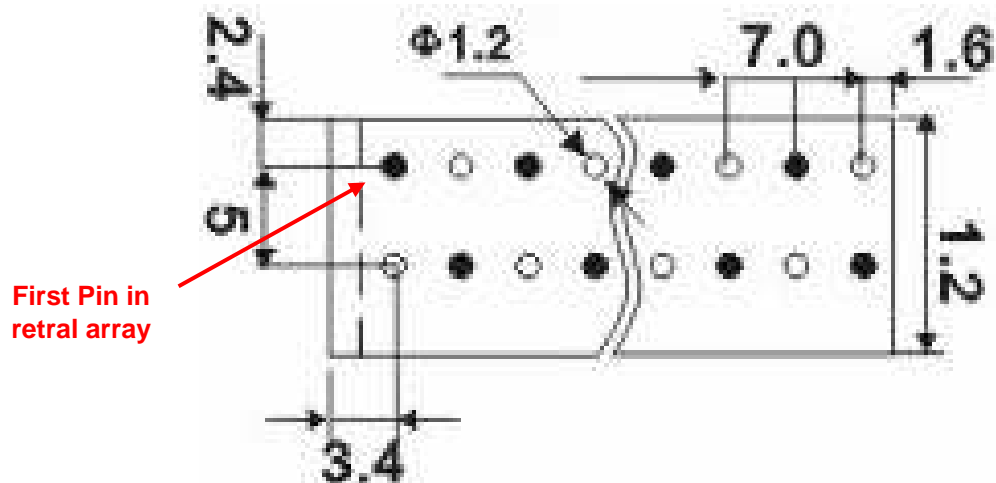
DRW:	Jason	CHKD	Wilson	MATL:	Wilson	TOLERANCE	Mason	DATE	04.02.2014
APPD:	Schumi			FINISH	Jamy		Sheet No.	1 from 4	

# EDCON-COMPONENTS



PCB Layout (Dimension in mm)

Dimensions (mm)



No. of Pos.	A	Tol. P	B	Tol. P
02	15,50	± 0,35	7,00	± 0,35
03	22,50	± 0,35	14,00	± 0,35
04	29,50	± 0,35	21,00	± 0,35
05	36,50	± 0,35	28,00	± 0,35
06	43,50	± 0,35	35,00	± 0,35
07	50,50	± 0,35	42,00	± 0,35
08	57,50	± 0,35	49,00	± 0,35
09	64,50	± 0,35	56,00	± 0,35
10	71,50	± 0,35	63,00	± 0,35
11	78,50	± 0,35	70,00	± 0,35
12	85,50	± 0,35	77,00	± 0,35
13	92,50	± 0,35	84,00	± 0,35
14	99,50	± 0,35	91,00	± 0,35
15	106,50	± 0,35	98,00	± 0,35
16	113,50	± 0,35	105,00	± 0,35
17	120,50	± 0,35	112,00	± 0,35
18	127,50	± 0,35	119,00	± 0,35
19	134,50	± 0,35	126,00	± 0,35
20	141,50	± 0,35	133,00	± 0,35
21	148,50	± 0,35	140,00	± 0,35
22	155,50	± 0,35	147,00	± 0,35
23	162,50	± 0,35	154,00	± 0,35
24	169,50	± 0,35	161,00	± 0,35

## Screwless Terminal Block

Part No.: **A11P003**

Customer:

DRW:	Jason	CHKD	Wilson	MATL:	Wilson	TOLERANCE	Mason	DATE	04.02.2014
APPD:	Schumi			FINISH	Jamy		Sheet No.		2 from 4

# EDCON-COMPONENTS



## Ordering Informations

Serie	No. of Pos.	Body Color	Approval	Approval Code	ROHS	Packing	EDCON Cust. No.	Customer Version		
-------	-------------	------------	----------	---------------	------	---------	-----------------	------------------	--	--

<b>A11P003</b>	<b>02</b>	<b>GY</b>	<b>N</b>	<b>N</b>	<b>R</b>	<b>B</b>				
----------------	-----------	-----------	----------	----------	----------	----------	--	--	--	--

Pitch 7,00	<b>02</b> = Number of Pos. Standard 2~24 Pos.	<b>GY</b> = Gray (Standard)  <b>GN</b> = Green  <b>OR</b> = Orange  <b>BK</b> = Black	<b>N</b> = No Approval  <b>1</b> = Approval for Material  <b>2</b> = Approval for Terminal Block	<b>N</b> = NON Approval  <b>A</b> = UL /UR Approval Please consult EDCON for available  <b>B</b> = VDE Approval Please consult EDCON for available  <b>C</b> = TÜV Approval Please consult EDCON for available	<b>R</b> = ROHS Conform  <b>N</b> = NON ROHS Conform	<b>B</b> = Standard Package  <b>I</b> = Individual Package	<b>xxxxxx</b> = Customer Number	<b>xxx</b> = Customer Version ??(Printing)		
---------------	--	---	--	--	--	--	---------------------------------	--	--	--

**Screwless Terminal Block**

Part No.: **A11P003**

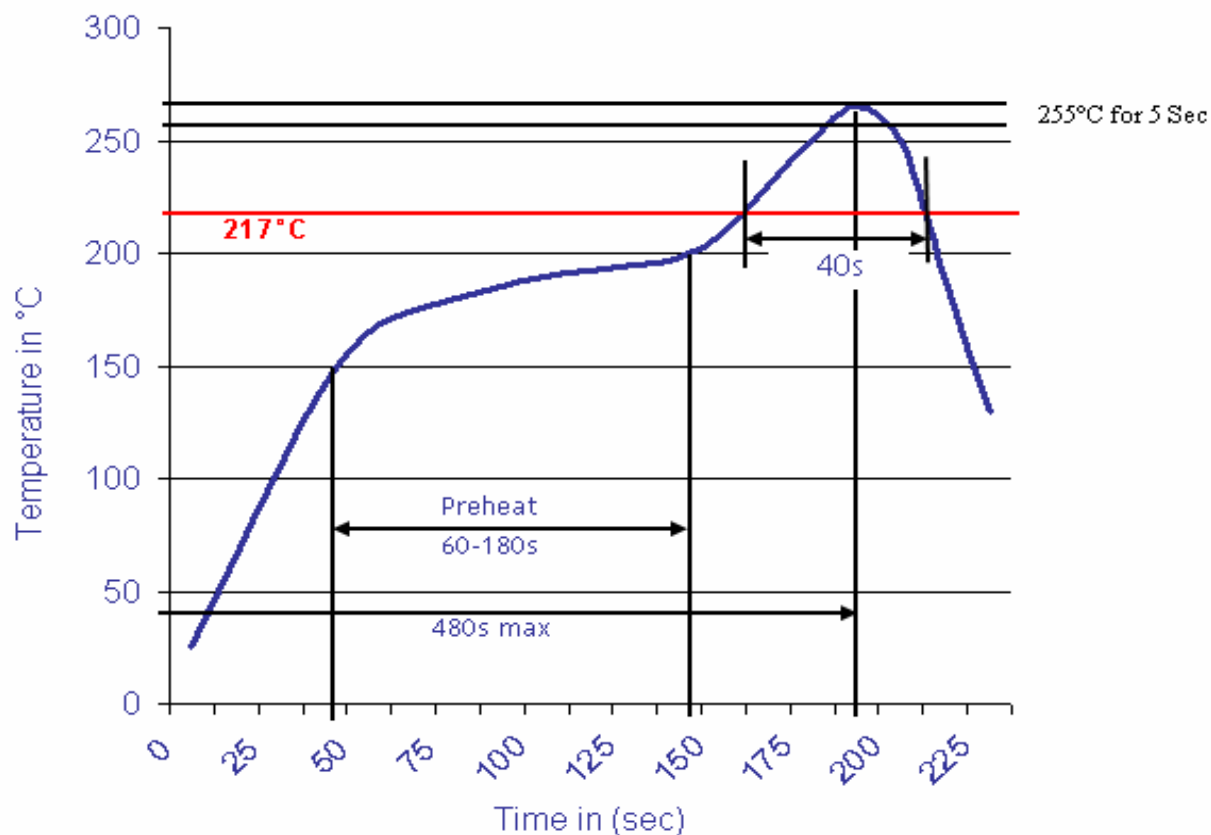
DRW:	Jason	CHKD	Wilson	MATL:	Wilson	TOLERANCE	Mason	DATE	04.02.2014
APPD:	Schumi			FINISH	Jamy		Sheet No.		3 from 4

Customer:



Soldering Profile Curve

Classification Reflow Profile (JEDEC J-STD-020C)



**Screwless Terminal Block**

Part No.: **A11P003**

Customer:

DRW:	Jason	CHKD	Wilson	MATL:	Wilson	TOLERANCE	Mason	DATE	04.02.2014
APPD:	Schumi			FINISH	Jamy		Sheet No.	4 from 4	



